



Development Servicing Plan

Bulk Water Supply

November 2022

Public Exhibition

This DSP has been prepared by Hydrosphere Consulting on behalf of Rous County Council.

Hydrosphere Consulting Pty Ltd
Suite 6, 26-54 River Street
PO Box 7059, BALLINA NSW 2478
hydrosphere.com.au

© Copyright 2022 Hydrosphere Consulting

**22-031: ROUS DEVELOPMENT SERVICING PLANS
BULK WATER SUPPLY DSP**

REV	DESCRIPTION	AUTHORS	REVIEW	APPROVAL	DATE
0	Draft for RCC review	R. Campbell	M. Howland	M. Howland	14 June 2022
1	Draft for external audit	R. Campbell	M. Howland	M. Howland	12 July 2022
2	Updated for public exhibition	R. Campbell	M. Howland	M. Howland	21 August 2022
3	Updated for public exhibition	R. Campbell	M. Howland	M. Howland	29 November 2022

CONTENTS

SUMMARY	i
1. INTRODUCTION.....	1
2. ADMINISTRATION	1
2.1 DSP Area	1
2.2 Application of Developer Charges	2
2.3 Timing and Payment of Developer Charges	2
2.4 Review.....	2
2.5 Indexation.....	3
2.6 Exemption	3
2.7 Deferral of Charges.....	3
3. LAND USE PLANNING.....	3
3.1 Growth Projections.....	3
3.2 Land Use Information.....	4
4. WATER SUPPLY INFRASTRUCTURE.....	4
4.1 Existing Assets.....	5
4.2 Future Capital Works	5
4.3 Reticulation Works	6
5. LEVELS OF SERVICE.....	7
6. DESIGN PARAMETERS.....	7
7. DEVELOPER CHARGES METHODOLOGY.....	8
7.1 Capital Charge	8
7.2 Reduction Amount.....	8
8. DEVELOPER CHARGE CALCULATION	9
9. OTHER DSPS AND RELATED CONTRIBUTION PLANS	10
REFERENCES	11
GLOSSARY AND ABBREVIATIONS	12
APPENDIX 1 DSP AREA MAP.....	13
APPENDIX 2 DSP BACKGROUND DOCUMENT.....	17

FIGURES

Figure 1: Future capital works costs included in the DSP	6
Figure 2: DSP area – RCC bulk water supply	15

TABLES

Table 1: Developer charges (2022\$)	1
Table 2: Growth projections	3
Table 3: Levels of service – bulk water supply	7
Table 4: Capital charge and developer charge – bulk water supply (2022\$)	9
Table 5: Reduction amount – bulk water supply (2022\$)	9
Table 6: Existing bulk water supply assets included in the capital charge (2022 \$)	18
Table 7: Future capital works included in the capital charge (2022 \$'000)	68
Table 8: Capital charge calculation (2022 \$)	72
Table 9: Reduction amount calculation (2022 \$)	73

Public Exhibition

SUMMARY

This Development Servicing Plans (DSP) covers bulk water supply developer charges for the development area served by the Rous County Council (RCC) bulk water supply.

In preparing the DSP, Council has considered the 2016 *Developer Charges Guidelines for Water Supply, Sewerage and Stormwater* (DPI Water, 2016) issued by the Minister for Lands and Water, pursuant to section 306 (3) of the *Water Management Act 2000*.

The area covered by this DSP is shown on the map attached in Appendix 1.

The timing and expenditure for works serving the area covered by this DSP are shown in the DSP Background Document (Appendix 2). Future capital works expenditure included in RCC's Total Asset Management Plan (TAMP) have been applied to the DSP including water supply security improvements, asset renewals and upgrades. The TAMP was developed as part of the *Future Water Project 2060 Integrated Water Cycle Management Strategy* adopted by RCC in 2022 and is updated annually by RCC.

System design and operation in the DSP area are based on RCC's levels of service summarised in Section 5 including restrictions during drought conditions and water quality.

The water supply developer charge for the area covered by this DSP is given in Table 1.

Table 1: Developer charges (2022\$)

DSP Area	Service Area	Developer Charge (per ET)
Bulk Water DSP	All bulk water supply area	\$9,231

Developer charges relating to this DSP document will be reviewed within 4 to 8 years.

In the period between any review, developer charges will be adjusted on 1 July annually (using the 12-month CPI (All Groups) for Sydney), excluding the impact of GST.

Additional developer charges for the retail component of the water supply are also levied by the local councils or RCC.

Developers are responsible for the full cost of the design and construction of water supply reticulation works within subdivisions.

Background information containing all the critical data including calculation models behind each DSP is available on request.

1. INTRODUCTION

Rous County Council (RCC) is a single purpose bulk water authority constituted as a county council under the *Local Government Act 1993*. RCC provides bulk water to four local water utilities (LWUs) on the far north coast of NSW, servicing the urban areas of the following local government areas (LGAs):

- Ballina Shire Council, excluding Wardell.
- Byron Shire Council, excluding Mullumbimby.
- Lismore City Council, excluding Nimbin.
- Richmond Valley Council, excluding Casino and all land west of Coraki.

These LWUs are referred to as the constituent councils and are responsible for the distribution and reticulation services from the bulk water meters to customers within their own LGAs. RCC is responsible for the construction, extension, protection, maintenance, control and management of bulk water supply works within these areas.

Section 64 of the *Local Government Act, 1993* enables a local government authority to levy developer charges for water supply, sewerage and stormwater. This derives from a cross-reference in that Act to section 306 of the *Water Management Act, 2000*.

A Development Servicing Plan (DSP) details the water supply developer charges to be levied on development areas utilising a water utility's water supply infrastructure.

This document covers developer charges for bulk water supply for the development areas serviced by RCC. In preparing the DSP, RCC has considered the 2016 *Developer Charges Guidelines for Water Supply, Sewerage and Stormwater* (DPIE Water, 2016) issued by the Minister for Lands and Water, pursuant to section 306 (3) of the *Water Management Act, 2000*.

RCC may develop or review policies related to the application or administration of developer charges.

2. ADMINISTRATION

2.1 DSP Area

The area covered by this DSP is shown on the map attached in Appendix 1.

The DSP area boundary is defined as the area served by the RCC bulk water supply scheme, in the constituent council local government areas of:

- Ballina Shire Council, excluding Wardell.
- Byron Shire Council, excluding Mullumbimby.
- Lismore City Council, excluding Nimbin.
- Richmond Valley Council, excluding Casino and all land west of Coraki.

The basis for defining the DSP area boundary is the existing and future development serviced by the RCC bulk water supply system.

2.2 Application of Developer Charges

The majority of RCC's developer charges are collected by the constituent councils acting as agents on behalf of RCC. The constituent councils will assess the demand for service in terms of equivalent tenements (ET) in accordance with the *Section 64 Determinations of Equivalent Tenements Guidelines* (NSW Water Directorate, 2009) or other related policy or methodology approved by RCC. Each council and RCC will levy bulk supply and retail water supply developer charges proportional to the number of ETs (determined using the current average water consumption for an average residential dwelling (181 kL/ET p.a. as discussed in Section 3.1).

The developer charges will apply to new development and re-development (i.e. change of use). This includes the connection of land with existing residences and/or non-residential buildings and the internal developments and community asset developments of the constituent councils if bulk water supply developer charges have not been paid previously.

RCC may also develop or review other policies related to the application or administration of developer charges.

2.3 Timing and Payment of Developer Charges

On receipt of a Development Application or a Water Service Application, RCC, or its agent council, will advise the charges payable under this DSP.

Developer charges will be determined and levied in accordance with the provisions of this DSP at the time of considering an application for a compliance certificate under section 305 of the *Water Management Act 2000* or a construction certificate under section 109 of the *Environmental Planning and Assessment Act 1979* or at the time of issuing a notice or other form of written advice e.g. under the *SEPP (Exempt and Complying Development Codes) 2008* or approval under section 68 of the *Local Government Act 1993*. The time limit for payment of developer charges will be included in the notice of determination or will be advised to the developer by a separate notice. The developer contribution will be at the rate that applies at the time of payment i.e. the rate may increase (through indexation or review of this DSP) from the time the condition appears on the notice of development consent until the payment is received.

A Subdivision Certificate, Occupancy Certificate, Complying Development Certificate or, where so conditioned the approval of a Section 68 Application, will not be issued until the conditions of the Certificate of Compliance have been fulfilled.

Dispute resolution procedures are discussed in the 2016 *Developer Charges Guidelines for Water Supply, Sewerage and Stormwater*. RCC is not a member of the Electricity and Water Ombudsman.

Payment of developer charges must be made in the form of a cash payment to RCC or its agent council.

2.4 Review

The developer charge relating to this DSP document will be reviewed within 4 to 8 years. A shorter review period may be appropriate if a major change in circumstances occurs.

If the review indicates that the developer charge in the DSP remains valid, the DSP will apply for a further five years after RCC releases a public notice to this effect. However, if it is considered that a new DSP is warranted, a new DSP shall be prepared, audited, exhibited and registered.

2.5 Indexation

In the period between any review, developer charges will be adjusted on 1 July annually (using the 12-month CPI (All Groups) for Sydney), excluding the impact of GST.

2.6 Exemption

Under section 306 (4) and (5) of the *Water Management Act 2000*, the Minister for Planning may make a determination in regard to developer charges levied on Crown development. Crown developments for essential community services (education, health, community services, and law and order) are exempt from general developer charges. Water utilities may charge these developments only for that portion of the direct connection cost (e.g. for a lead-in main) relating to Crown development.

RCC may also apply other exemptions for developer charges.

2.7 Waiver of Charges

RCC may waive developer contributions where the proponent demonstrates to RCC's satisfaction that it is a non-profit and charitable organisation, which by virtue of carrying out such development, is considered by RCC to be making a significant and positive contribution to the community and is unable to recover the charge from the end user. Charges will be applicable for any commercial operation that is part of the development.

2.8 Deferral of Charges

RCC may consider deferring charges payable by a developer. RCC will assess the merit of any request to defer developer charges with consideration of any policy available at that time. Only RCC has the authority to approve deferred payment arrangements for RCC developer contributions including those assessed and collected by the constituent councils.

3. LAND USE PLANNING

3.1 Growth Projections

Growth projections have been developed from data provided by the constituent councils for future development within the bulk water supply area. The data shown in the following table have been derived from the future demand forecast prepared by RCC in association with the constituent councils (Hydrosphere Consulting, 2020) and is presented as the number of water supply ETs. An ET is the demand a development will have on infrastructure in terms of the water consumption for an average residential dwelling. The current average demand is 181 kL/a (average residential demand across the bulk supply area over the five years 2016 - 2020) and represents 1 ET.

Table 2: Growth projections

Year	Total number of water supply ETs
1996	43,694
2000	48,380

Year	Total number of water supply ETs
2005	53,892
2010	59,018
2015	63,760
2020	68,118
2023	70,547
2025	72,090
2030	75,678
2035	78,881
2040	81,700
2045	84,133
2050	86,182
2052	86,894

3.2 Land Use Information

This DSP should be read in conjunction with the constituent council Local Environmental Plans and Development Control Plans.

4. WATER SUPPLY INFRASTRUCTURE

RCC's bulk water supply network extends from Ocean Shores in the north and Byron Bay in the east, west to Lismore and south across the Richmond River near Woodburn to Evans Head as shown on the map in Appendix 1. The principal component of the RCC bulk supply network is Rocky Creek Dam, situated 25 km north of Lismore near the village of Dunoon. Other water sources utilised by RCC include Emigrant Creek Dam and the Wilsons River Source. The RCC *Future Water Project 2060* (Hydrosphere Consulting, 2022) describes the source augmentation strategy to be implemented to assist in meeting future water demands.

RCC is responsible for ensuring adequate treatment processes are in place to ensure the quality of water supplied meets the drinking water guidelines. Water from Rocky Creek Dam and the Wilsons River Source is treated at the 70 ML/d Nightcap Water Treatment Plant (WTP) built in 1991. Water from Emigrant Creek Dam is treated at the 7.5 ML/day Emigrant Creek WTP commissioned in 2006.

Treated water from the Nightcap WTP is distributed through three trunk mains owned and operated by RCC. One trunk main delivers water to Lismore and to the Richmond Valley area. The other two mains supply Lismore City Council, Byron Bay and Ballina Shire. Treated water from Emigrant Creek WTP is distributed to partly meet the water demands of Ballina and Lennox Head.

The RCC supply system is interconnected and considered to be a single system with any existing or future customer benefiting equally from all parts of the system. During various operating scenarios, supply to the whole system could be sourced from Rocky Creek Dam or from a combination of sources.

4.1 Existing Assets

All existing assets servicing the bulk water supply area are included in the capital charge calculations except for the following:

- Assets which will be more than 30 years old at the commencement of the DSP (i.e. commissioned pre-1993). The exception is headworks assets that are more than 30 years old but are critical bulk supply assets that have been designed with capacity to service the future development expected within the DSP period. These include dams, treatment plants, trunk mains with diameter ≥ 300 mm, reservoirs and pump station assets. This is considered equitable as new development will contribute to the cost of the headworks assets.
- Assets which are unlikely to be fully utilised over the planning horizon for calculating developer charges.
- Reticulation assets which are typically paid for directly by developers.
- Gifted assets which were built by developers and later transferred to RCC.
- Assets servicing RCC's retail water supply areas.

Existing assets have been valued on the basis of Modern Engineering Equivalent Replacement Asset (MEERA) excluding contingencies. The existing assets servicing the area covered by the DSPs are listed in the DSP Background Document (Appendix 2).

4.2 Future Capital Works

The RCC capital works program is developed and reviewed annually through asset management planning (review of asset capacity, level of service and asset renewal requirements) as part of RCC's Total Asset Management Plan (TAMP) development. Future assets have been valued on the basis of MEERA including contingencies. The TAMP was recently reviewed as part of the *Future Water Project 2060* (Hydrosphere Consulting, 2020).

The DSP includes 10 years (2023 – 2032) of future capital works where these works will service the growth areas or where existing assets that service the growth areas will require replacement within 10 years (and the original asset has not been included in the calculation). Where possible, the construction of new assets servicing a development has been timed to match expected staging of the development. Similarly, the timing of the replacement of these assets has been estimated from the predicted remaining life and renewal requirements.

The RCC *Future Water Project 2060* (Hydrosphere Consulting, 2020) includes staged development of surface and groundwater supplies to meet the demand and water security needs of the service areas including new development. These assets will be implemented in stages (stage 1 at 2025, stage 2 at 2030 and stage 3 by 2040). The nexus between the future assets and the future development and RCC's detailed plans for building those assets are documented in the *Future Water Project 2060*. The DSP includes an additional 10 years of new stage 3 assets (between 2033 and 2042) that are documented in the TAMP in the *Future Water Project 2060*.

Capital works of \$232.3 million (2022\$) will be required over the next 30 years (between 2023 and 2042) to provide bulk water supply services. The future capital works included in the DSP are required for servicing of growth as well as renewal of assets over the next 10 years. The timing and expenditure for water supply

capital works serving the area covered by this DSP are shown in the DSP Background Document (Appendix 2) and presented in Figure 1. Works to improve levels of service for existing customers are not included in the DSP. Any capital works in addition to those identified in this plan will be funded by developers.

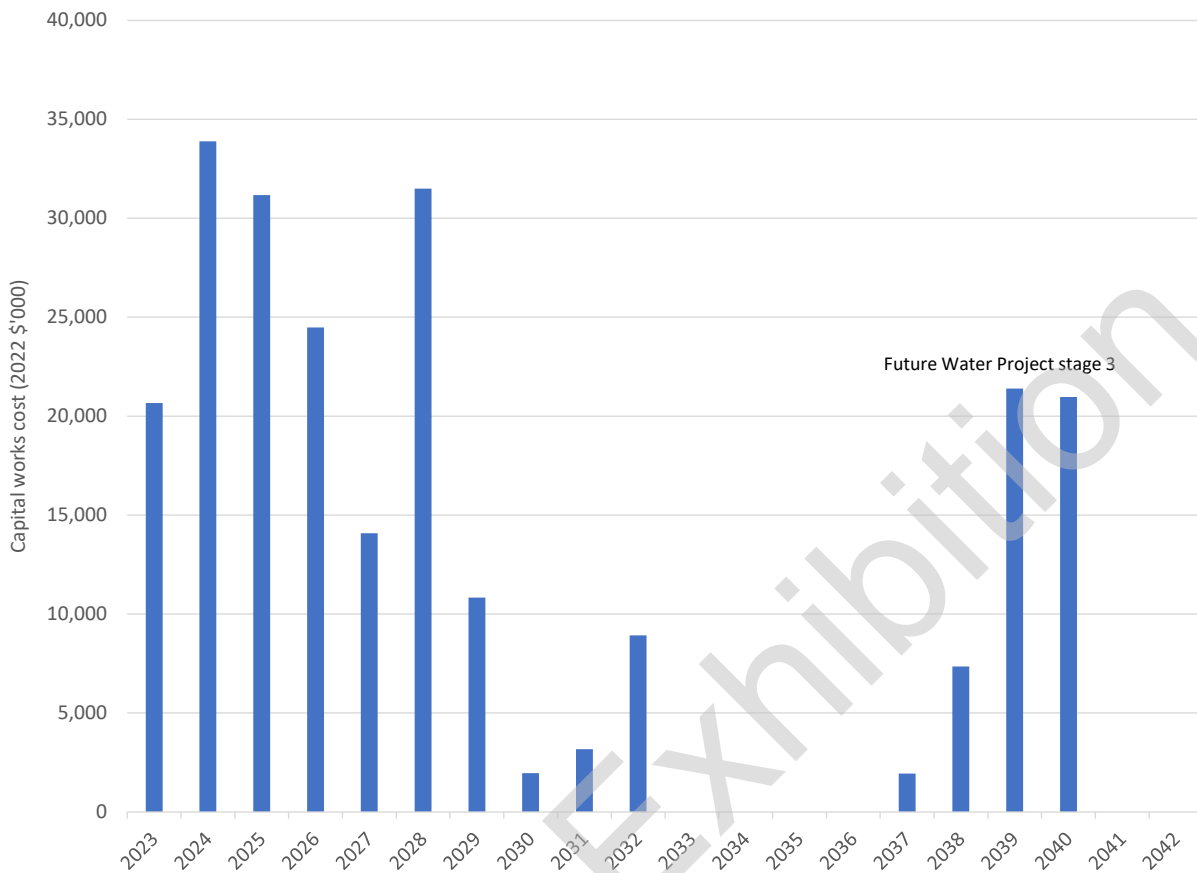


Figure 1: Future capital works costs included in the DSP

4.3 Reticulation Works

The developer shall be responsible for the full cost of the design and construction of water supply reticulation works within developments/subdivisions.

5. LEVELS OF SERVICE

Bulk water supply system design and operation are based on providing the levels of service (LOS) developed as part of the *Future Water Project 2060* adopted following public consultation in 2021 and 2022 (Table 3). The LOS applied to RCC's water supply systems are the targets that RCC aims to achieve. They are not a customer contract.

Table 3: Levels of service – bulk water supply

Description	Units	Target level of service
Water availability		
Average annual water to be supplied for one detached residential dwelling (1 ET)	kL/a	181
Consumption restrictions in droughts		
Maximum duration of restrictions	months per 10-year period	6 (i.e. 5% of the time)
Maximum frequency of restrictions	number of times per 10 years	1 (i.e. 10% of years)
Ability to supply demand through the worst drought on record	% of water demand	90 (i.e. a 10% reduction in average consumption)
Interruptions to supply (per year per supply)		
<i>Planned</i>		
Maximum duration	hours	12
Notice given to domestic customers	days	7
<i>Unplanned</i>		
Maximum duration	hours	24
Water quality		
Potable water quality	-	Meets Australian Drinking Water Guidelines

6. DESIGN PARAMETERS

Investigation, design and construction of water supply components are based on:

- RCC's levels of service and asset management planning.
- *Northern Rivers Local Government Development Design and Construction Manual*.
- *Water Supply Investigation Manual* (1986).
- Water Services Association of Australia water supply codes and standards.

7. DEVELOPER CHARGES METHODOLOGY

Developer charges are up-front charges levied to recover part of the infrastructure costs incurred in servicing new developments or additions/changes to existing developments. Developer charges serve two related functions:

- They provide a source of funding for infrastructure required for new urban development.
- They provide signals regarding the cost of urban development and thus encourage less costly forms and areas of development.

The developer charges calculation is based on the net present value (NPV) approach adopted by the Independent Pricing and Regulatory Tribunal (IPART) for the metropolitan water utilities. The fundamental principle of the NPV approach is that the investment in assets for serving a development area is fully recovered from the development. The investment is recovered through up-front charges (i.e. developer charges) and the present value (PV) of that part of annual bills received from the development in excess of operation, maintenance and administration (OMA) costs.

$$\text{Developer Charge} = \text{Capital Charge (cost of providing the assets)} - \text{Reduction Amount (cost recovered through annual bills).}$$

In setting the developer charges, RCC may consider financial, social and environmental factors to determine a level of developer charges that is balanced, fair and meet RCC's objectives.

The capital charge and reduction amount are discussed further in the following sections. The developer charges process is described fully in the 2016 *Developer Charges Guidelines for Water Supply, Sewerage and Stormwater*.

7.1 Capital Charge

The capital charges were calculated for RCC bulk water supply service area based on the existing and future assets providing the services in this area. The capital charge is calculated by dividing the present value (PV) of the cost of the assets by the PV of the number of new ETs.

The capital charge represents the efficient capital cost of assets used in providing water related services in a DSP area. This includes the cost of both existing and future assets that will be used to service the DSP area. In addition, because local water utilities provide the upfront funding for constructing these assets, the capital charge also includes a commercial return on this investment.

7.2 Reduction Amount

The reduction amount represents the portion of the cost of assets that RCC expects to recover through water supply revenue. RCC has adopted the NPV of annual bills method to calculate the reduction amount. This method calculates the reduction amount as the NPV for 30 years of the future net income from water supply charges (revenue from user charges less operation, maintenance and administration costs) for the RCC development areas.

8. DEVELOPER CHARGE CALCULATION

The capital charge, reduction amount and developer charge for the water supply area covered by this DSP are shown in the following tables. The charges are shown in 2022\$. RCC will apply the maximum developer charge with no cross-subsidy payable by existing customers.

Capital charge, agglomeration and reduction amount calculations for each service area are shown in Appendix 2.

Table 4: Capital charge and developer charge – bulk water supply (2022\$)

DSP Area	Capital Charge (\$ per ET)	Reduction Amount (\$ per ET)	Calculated Maximum Developer Charge (\$ per ET)	Proposed Developer Charge (\$ per ET)
Bulk water supply area	\$9,752	\$521	\$9,231	\$9,231

Table 5: Reduction amount – bulk water supply (2022\$)

Year	Total ETs	New ETs	Net income from new ETs (\$)¹
2022	69,753		
2023	70,547	795	32,443
2024	71,326	779	64,258
2025	72,090	764	95,445
2026	72,838	748	126,003
2027	73,571	733	155,933
2028	74,289	718	185,234
2029	74,991	702	213,907
2030	75,678	687	241,952
2031	76,349	671	269,368
2032	77,005	656	296,156
2033	77,646	641	322,316
2034	78,271	625	347,847
2035	78,881	610	372,750
2036	79,476	594	397,024
2037	80,055	579	420,670
2038	80,618	564	443,688
2039	81,167	548	466,077
2040	81,700	533	487,838

Year	Total ETs	New ETs	Net income from new ETs (\$)¹
2041	82,217	518	508,970
2042	82,719	502	529,474
2043	83,206	487	549,350
2044	83,677	471	568,597
2045	84,133	456	587,216
2046	84,574	441	605,207
2047	84,999	425	622,569
2048	85,409	410	639,303
2049	85,803	394	655,408
2050	86,182	379	670,885
2051	86,546	364	685,734
2052	86,894	348	699,954
<i>Present value</i>		<i>10,100</i>	<i>5,259,650</i>
<i>Reduction amount (\$ per ET)</i>			<i>521</i>

1. Calculated from RCC water supply financial planning outputs (income and operating expenses less depreciation and borrowing costs) for the whole RCC water supply system. Differences in operating costs between the bulk water supply and retail water supply areas have not been considered in the reduction amount.

9. OTHER DSPS AND RELATED CONTRIBUTION PLANS

The following DSPs and contribution plans may also apply to development within the bulk water supply area:

- Constituent council developer contributions plans.
- RCC Retail Water Supply Development Servicing Plan.
- Constituent council water supply Development Servicing Plans.

REFERENCES

DPI Water (2016) *Developer Charges Guidelines for Water Supply Sewerage and Stormwater*.

Hydrosphere Consulting (2020) *Rous County Council Bulk Water Supply Demand Forecast: 2020 – 2060*, October 2020.

Hydrosphere Consulting (2022) *Rous Regional Supply: Future Water Project 2060 Integrated Water Cycle Management Strategy*. April 2022.

Water Directorate (2017) *Section 63 Determinations of Equivalent Tenement Guidelines*.

Public Exhibition

GLOSSARY AND ABBREVIATIONS

CPI	consumer price index
DSP	Development Servicing Plan
ET	equivalent tenement
IPART	NSW Independent Pricing and Regulatory Tribunal
Kilolitre (KL)	1,000 litres
LWU	Local Water Utility
MEERA	Modern Engineering Equivalent Replacement Asset
ML	megalitre (1,000,000 litres, or 1,000 kilolitres)
NPV	net present value
OMA	operation, maintenance and administration (cost)
p.a.	per annum
PV	present value. The current value of future money or ETs
RCC	Rous County Council

Public Exhibition

APPENDIX 1 DSP AREA MAP

Public Exhibition

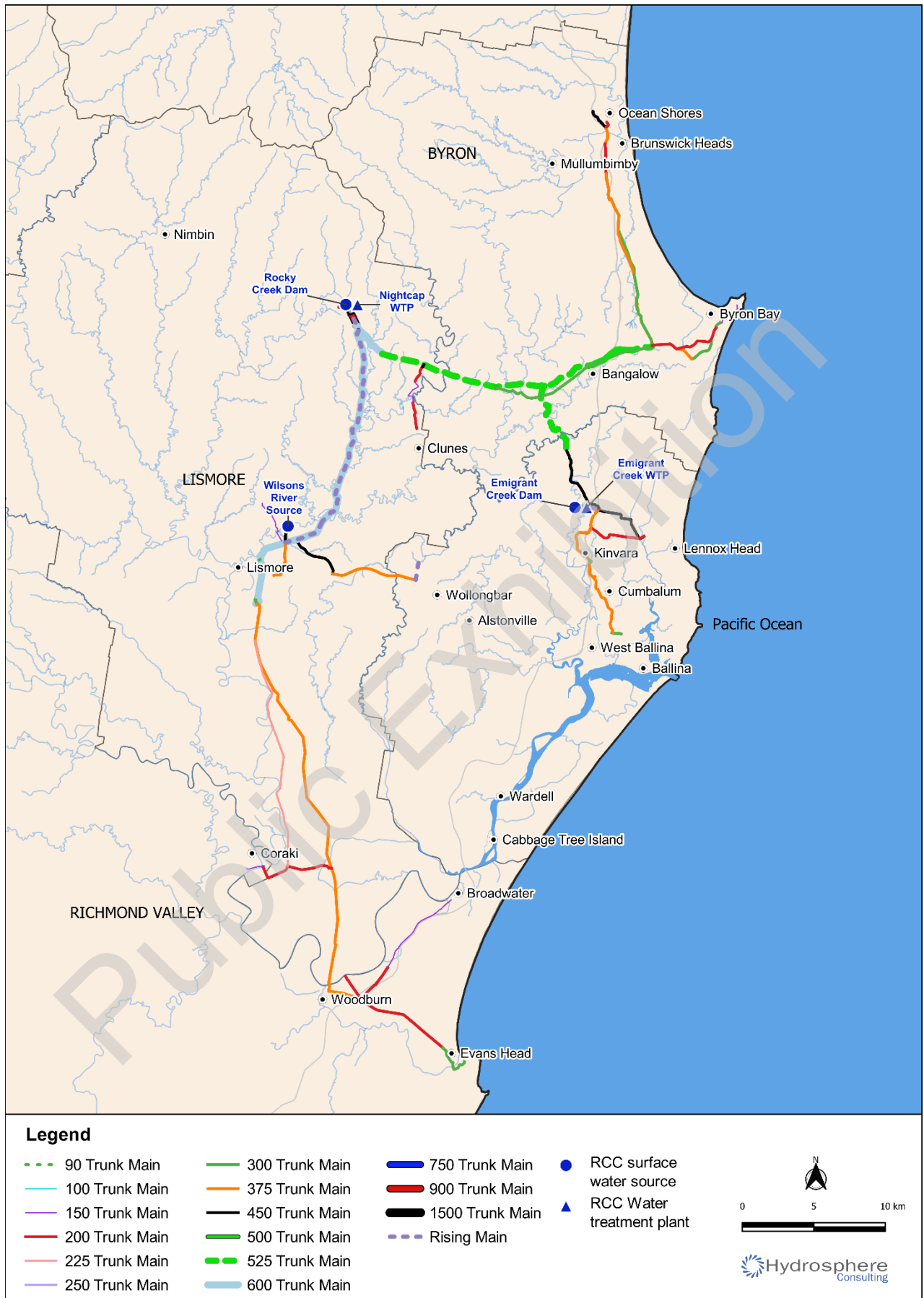


Figure 2: DSP area – RCC bulk water supply

APPENDIX 2 DSP BACKGROUND DOCUMENT

Public Exhibition

Table 6: Existing bulk water supply assets included in the capital charge (2022 \$)

Asset ID	Description	Area	Value	Install year
88	Reservoir	Reservoirs	\$2,717,000	1969
96	Water Filling Station - Struct	Fluoride	\$11,000	2007
108	Bulk Meter	Reservoirs	\$14,500	2006
115	Reservoir	Reservoirs	\$375,000	1992
117	Reservoir	Reservoirs	\$235,000	1992
132	Educational Sign	ECD	\$4,450	2003
133	Educational Sign	ECD	\$4,450	2003
134	Educational Sign	ECD	\$4,450	2003
135	Educational Sign	ECD	\$4,450	2003
136	Educational Sign	ECD	\$4,450	2003
137	Educational Sign	ECD	\$4,450	2003
138	Educational Sign	ECD	\$4,450	2003
139	Educational Sign	ECD	\$4,450	2003
140	Educational Sign	ECD	\$4,450	2003
141	Educational Sign	ECD	\$4,450	2003
142	Educational Sign	ECD	\$4,450	2003
143	Educational Sign	ECD	\$4,450	2001
144	Educational Sign	ECD	\$4,450	2003
145	Educational Sign	ECD	\$4,450	2003
147	Educational Sign	ECD	\$4,450	2003
148	Educational Sign	ECD	\$4,450	2001
149	Educational Sign	ECD	\$4,450	2001
150	Bench	ECD	\$5,300	2003
151	Bench	ECD	\$1,900	2006
152	Bench	ECD	\$1,900	2006
153	Bench	ECD	\$1,900	2006
154	Bench	ECD	\$1,900	2006
155	Bench	ECD	\$1,900	2006
156	Gate	ECD	\$1,300	2006
157	Gate	ECD	\$1,300	2006
158	Gate	ECD	\$1,600	2006
159	Gate	ECD	\$1,600	2006
160	Gate	ECD	\$1,600	2001
163	Information Sign	ECD	\$750	2003
164	Information Sign	ECD	\$750	2006
165	Information Sign	ECD	\$750	2003
166	Information Sign	ECD	\$750	2006
167	Information Sign	ECD	\$750	2003
168	Information Sign	ECD	\$750	2001
169	Information Sign	ECD	\$750	2006

Bulk Water Supply DSP

Asset ID	Description	Area	Value	Install year
170	Information Sign	ECD	\$2,700	2006
173	Information Sign	ECD	\$750	2006
181	Hazard Sign	ECD	\$650	2006
182	Hazard Sign	ECD	\$650	2006
183	Hazard Sign	ECD	\$650	2006
184	Hazard Sign	ECD	\$650	2006
185	Hazard Sign	ECD	\$650	2006
186	Hazard Sign	ECD	\$650	2006
187	Hazard Sign	ECD	\$650	2006
188	Hazard Sign	ECD	\$650	2006
189	Hazard Sign	ECD	\$650	2006
190	Hazard Sign	ECD	\$650	2006
191	Hazard Sign	ECD	\$650	2006
192	Hazard Sign	ECD	\$650	2003
193	Hazard Sign	ECD	\$650	2006
194	Hazard Sign	ECD	\$650	2006
195	Hazard Sign	ECD	\$650	2006
196	Hazard Sign	ECD	\$650	2006
197	Hazard Sign	ECD	\$650	2006
198	Hazard Sign	ECD	\$650	2006
199	Hazard Sign	ECD	\$650	2006
200	Hazard Sign	ECD	\$650	2006
201	Hazard Sign	ECD	\$650	2003
202	Hazard Sign	ECD	\$650	2006
203	Hazard Sign	ECD	\$650	2006
204	Sealed Road	ECD	\$46,350	2002
205	Unsealed Road	ECD	\$2,330	1994
206	Board Walk	ECD	\$64,000	2003
207	Board Walk	ECD	\$21,000	2006
208	Board Walk	ECD	\$21,000	2003
212	Dam	ECD	\$15,950,000	1964
214	Dam Instrumentation	ECD	\$22,000	2005
218	Compressor	ECD	\$16,000	2008
219	Aerator	ECD	\$43,000	2009
220	Outlet Works	ECD	\$35,000	1964
235	Dose Pump	ECWTP	\$6,500	2006
236	Dose Pump	ECWTP	\$6,500	2006
237	Valve	ECWTP	\$220	2006
238	Valve	ECWTP	\$220	2006
239	Valve	ECWTP	\$220	2006
240	Valve	ECWTP	\$220	2006
241	Valve	ECWTP	\$220	2006

Bulk Water Supply DSP

Asset ID	Description	Area	Value	Install year
242	Storage Tank	ECWTP	\$2,700	2006
243	Ultrasonic Level Sensor	ECWTP	\$3,800	2006
253	Valve	ECWTP	\$5,200	2006
254	Filter	ECWTP	\$280,000	2006
255	Valve	ECWTP	\$4,600	2006
256	Valve	ECWTP	\$5,200	2006
257	Valve	ECWTP	\$5,200	2006
258	Filter	ECWTP	\$280,000	2006
259	Valve	ECWTP	\$4,600	2006
260	Valve	ECWTP	\$5,200	2006
261	DP Pressure Transmitter	ECWTP	\$5,800	2006
262	DP Pressure Transmitter	ECWTP	\$5,800	2006
263	DP Level Sensor	ECWTP	\$6,500	2006
264	DP Level Sensor	ECWTP	\$6,500	2006
265	Centrifugal Pump	ECWTP	\$27,500	2006
266	Centrifugal Pump	ECWTP	\$27,500	2006
267	Valve	ECWTP	\$5,400	2006
268	Valve	ECWTP	\$5,400	2006
269	Static Mixer	ECWTP	\$9,400	2006
270	Process Flow Meter	ECWTP	\$9,900	2006
271	Dose Pump	ECWTP	\$6,500	2006
272	Dose Pump	ECWTP	\$6,500	2006
273	Dose Pump	ECWTP	\$10,800	2006
274	Dose Pump	ECWTP	\$10,800	2006
275	Valve	ECWTP	\$270	2006
276	Valve	ECWTP	\$270	2006
277	Valve	ECWTP	\$320	2006
278	Valve	ECWTP	\$320	2006
279	Valve	ECWTP	\$270	2006
280	Valve	ECWTP	\$320	2006
281	Valve	ECWTP	\$220	2006
282	Valve	ECWTP	\$220	2006
283	Valve	ECWTP	\$270	2006
284	Valve	ECWTP	\$320	2006
285	Storage Tank	ECWTP	\$3,200	2006
286	Ultrasonic Level Sensor	ECWTP	\$3,800	2006
287	Safety Shower	ECWTP	\$2,700	2006
288	Safety Shower	ECWTP	\$2,700	2006
289	Safety Shower	ECWTP	\$2,700	2006
290	Safety Shower	ECWTP	\$2,700	2006
291	Safety Shower	ECWTP	\$2,700	2006
293	Building	ECWTP	\$274,286	2006

Bulk Water Supply DSP

Asset ID	Description	Area	Value	Install year
294	Building	ECWTP	\$22,881	2006
295	Building	ECWTP	\$2,219	2006
296	Bunding	ECWTP	\$86,000	2006
297	Power Supply and Cabling	ECWTP	\$750,000	2006
298	Pipework/Fitting	ECWTP	\$2,965,000	2006
300	Valve	ECWTP	\$320	2006
301	Switchboard	ECWTP	\$160,000	2006
302	Switchboard	ECWTP	\$320,000	2006
303	Switchboard	ECWTP	\$255,000	2006
304	Centrifugal Pump	ECWTP	\$23,500	2006
305	Centrifugal Pump	ECWTP	\$23,500	2006
306	Valve	ECWTP	\$5,400	2006
307	Valve	ECWTP	\$5,400	2006
308	Backflow Prevention Device	ECWTP	\$1,600	2006
309	Valve	ECWTP	\$380	2006
310	Valve	ECWTP	\$380	2006
311	Valve	ECWTP	\$380	2006
312	Valve	ECWTP	\$320	2006
314	Storage Tank	ECWTP	\$9,400	2006
315	pH Analyser	ECWTP	\$9,200	2006
316	Turbidity Analyser	ECWTP	\$10,000	2006
319	DP Level Sensor	ECWTP	\$5,800	2006
320	Valve	ECWTP	\$5,200	2006
321	Valve	ECWTP	\$5,200	2006
322	Valve	ECWTP	\$5,200	2006
323	Submersible Pump	ECWTP	\$48,000	2006
324	Submersible Pump	ECWTP	\$48,000	2006
325	Valve	ECWTP	\$5,400	2006
326	Valve	ECWTP	\$5,400	2006
327	Valve	ECWTP	\$5,400	2006
328	Structure	ECWTP	\$541,300	2006
329	Turbidity Analyser	ECWTP	\$10,000	2006
330	pH Analyser	ECWTP	\$9,200	2006
332	Hoist	ECWTP	\$12,900	2006
333	Pipework/Fitting	ECWTP	\$55,000	2006
334	Pipework/Fitting	ECWTP	\$52,000	2006
335	Pipework/Fitting	ECWTP	\$125,000	2006
336	Valve	ECWTP	\$5,200	2006
337	Centrifugal Pump	ECWTP	\$15,500	2006
338	Centrifugal Pump	ECWTP	\$15,500	2006
339	Valve	ECWTP	\$3,200	2006
340	Valve	ECWTP	\$3,200	2006

Bulk Water Supply DSP

Asset ID	Description	Area	Value	Install year
341	Structural Tank	ECWTP	\$410,000	2006
342	Process Flow Meter	ECWTP	\$8,200	2006
343	DP Level Sensor	ECWTP	\$5,800	2006
344	Dose Pump	ECWTP	\$10,800	2006
345	Dose Pump	ECWTP	\$10,800	2006
346	Valve	ECWTP	\$320	2006
347	Valve	ECWTP	\$320	2006
348	Valve	ECWTP	\$320	2006
349	Valve	ECWTP	\$320	2006
350	Storage Tank	ECWTP	\$2,700	2006
351	Ultrasonic Level Sensor	ECWTP	\$3,800	2006
352	Dose Pump	ECWTP	\$6,500	2006
353	Dose Pump	ECWTP	\$6,500	2006
354	Dose Pump	ECWTP	\$11,800	2006
355	Dose Pump	ECWTP	\$11,800	2006
356	Valve	ECWTP	\$220	2006
357	Valve	ECWTP	\$220	2006
358	Valve	ECWTP	\$320	2006
359	Valve	ECWTP	\$320	2006
360	Valve	ECWTP	\$220	2006
361	Valve	ECWTP	\$320	2006
362	Valve	ECWTP	\$220	2006
363	Valve	ECWTP	\$320	2006
364	Valve	ECWTP	\$320	2006
365	Storage Tank	ECWTP	\$3,200	2006
366	Ultrasonic Level Sensor	ECWTP	\$3,800	2006
367	Laboratory Equipment	ECWTP	\$2,700	2006
368	Laboratory Equipment	ECWTP	\$11,400	2006
370	Laboratory Equipment	ECWTP	\$3,900	2006
371	Valve	ECWTP	\$270	2006
372	Valve	ECWTP	\$270	2006
373	Air Extractor	ECWTP	\$9,400	2006
374	Bin Activator	ECWTP	\$8,100	2006
375	Dry Feeder	ECWTP	\$21,500	2006
376	Dry Feeder	ECWTP	\$21,500	2006
377	Mixer	ECWTP	\$3,800	2006
378	Mixer	ECWTP	\$3,800	2006
379	Vibrator	ECWTP	\$4,300	2006
380	Vibrator	ECWTP	\$4,300	2006
381	Valve	ECWTP	\$800	2006
382	Backflow Prevention Device	ECWTP	\$1,300	2006
383	Valve	ECWTP	\$220	2006

Bulk Water Supply DSP

Asset ID	Description	Area	Value	Install year
384	Valve	ECWTP	\$220	2006
385	Valve	ECWTP	\$220	2006
386	Valve	ECWTP	\$220	2006
387	Valve	ECWTP	\$380	2006
388	Valve	ECWTP	\$380	2006
389	Silo	ECWTP	\$195,000	2006
390	Batching Unit	ECWTP	\$17,600	2006
391	Batching Unit	ECWTP	\$17,600	2006
393	Compressor	ECWTP	\$19,700	2006
395	Cartridge Filter	ECWTP	\$4,300	2006
396	Cartridge Filter	ECWTP	\$4,300	2006
399	Valve	ECWTP	\$220	2006
400	Valve	ECWTP	\$220	2006
401	Valve	ECWTP	\$220	2006
402	Air Receiver	ECWTP	\$21,500	2006
403	Valve	ECWTP	\$160	2006
404	Ozone Destructor	ECWTP	\$65,000	2006
405	Structural Tank	ECWTP	\$235,000	2006
407	Valve	ECWTP	\$600	2006
408	Valve	ECWTP	\$430	2006
409	Valve	ECWTP	\$220	2006
410	Valve	ECWTP	\$220	2006
411	Valve	ECWTP	\$270	2006
412	Ozone Generator	ECWTP	\$590,000	2006
413	Ozone Analyser	ECWTP	\$17,200	2006
414	Ozone Analyser	ECWTP	\$17,200	2006
415	Ozone Analyser	ECWTP	\$17,200	2006
416	Temperature Gauge	ECWTP	\$9,200	2006
417	Ozone Analyser	ECWTP	\$10,800	2006
418	Valve	ECWTP	\$160	2006
419	Mixer	ECWTP	\$4,300	2006
420	Dose Pump	ECWTP	\$6,500	2006
421	Dose Pump	ECWTP	\$6,500	2006
422	Valve	ECWTP	\$220	2006
423	Valve	ECWTP	\$220	2006
424	Valve	ECWTP	\$220	2006
425	Valve	ECWTP	\$220	2006
426	Batching Unit	ECWTP	\$800	2006
427	Ultrasonic Level Sensor	ECWTP	\$3,800	2006
428	Valve	ECWTP	\$160	2006
429	Dose Pump	ECWTP	\$10,800	2006
430	Dose Pump	ECWTP	\$10,800	2006

Bulk Water Supply DSP

Asset ID	Description	Area	Value	Install year
431	Valve	ECWTP	\$320	2006
432	Valve	ECWTP	\$320	2006
433	Valve	ECWTP	\$320	2006
434	Valve	ECWTP	\$320	2006
435	Valve	ECWTP	\$380	2006
436	Storage Tank	ECWTP	\$12,800	2006
437	Ultrasonic Level Sensor	ECWTP	\$3,800	2006
438	Centrifugal Pump	ECWTP	\$16,200	2006
439	Centrifugal Pump	ECWTP	\$16,200	2006
440	Valve	ECWTP	\$600	2006
441	Centrifugal Pump	ECWTP	\$27,000	2006
442	Centrifugal Pump	ECWTP	\$27,000	2006
443	Centrifugal Pump	ECWTP	\$7,000	2006
444	Valve	ECWTP	\$160	2006
445	Valve	ECWTP	\$5,400	2006
446	Valve	ECWTP	\$5,400	2006
447	Valve	ECWTP	\$2,700	2006
448	Valve	ECWTP	\$2,700	2006
449	Valve	ECWTP	\$2,700	2006
450	Valve	ECWTP	\$1,000	2006
451	Strainer	ECWTP	\$23,700	2006
452	Strainer	ECWTP	\$23,700	2006
453	Strainer	ECWTP	\$23,700	2006
454	Structure	ECWTP	\$110,000	2006
455	Structural Tank	ECWTP	\$9,700	2006
456	Valve	ECWTP	\$430	2006
457	Valve	ECWTP	\$430	2006
458	Valve	ECWTP	\$430	2006
459	Valve	ECWTP	\$1,600	2006
461	Valve	ECWTP	\$220	2006
462	Structure	ECWTP	\$48,000	2006
463	Valve	ECWTP	\$2,200	2006
464	Valve	ECWTP	\$2,200	2006
465	Valve	ECWTP	\$2,800	2006
466	Valve	ECWTP	\$2,800	2006
467	Valve	ECWTP	\$2,800	2006
468	Valve	ECWTP	\$2,800	2006
469	Valve	ECWTP	\$2,800	2006
470	Valve	ECWTP	\$2,800	2006
471	Valve	ECWTP	\$320	2006
472	Valve	ECWTP	\$320	2006
473	Valve	ECWTP	\$270	2006

Bulk Water Supply DSP

Asset ID	Description	Area	Value	Install year
474	Valve	ECWTP	\$1,600	2006
476	Valve	ECWTP	\$220	2006
477	Structure	ECWTP	\$48,000	2006
478	Valve	ECWTP	\$2,200	2006
479	Valve	ECWTP	\$2,200	2006
480	Valve	ECWTP	\$2,800	2006
481	Valve	ECWTP	\$2,800	2006
482	Valve	ECWTP	\$2,800	2006
483	Valve	ECWTP	\$2,800	2006
484	Valve	ECWTP	\$2,800	2006
485	Valve	ECWTP	\$2,800	2006
486	Valve	ECWTP	\$320	2006
487	Valve	ECWTP	\$320	2006
488	Valve	ECWTP	\$270	2006
489	Valve	ECWTP	\$1,600	2006
491	Valve	ECWTP	\$220	2006
492	Structure	ECWTP	\$48,000	2006
493	Valve	ECWTP	\$2,200	2006
494	Valve	ECWTP	\$2,200	2006
495	Valve	ECWTP	\$2,800	2006
496	Valve	ECWTP	\$2,800	2006
497	Valve	ECWTP	\$2,800	2006
498	Valve	ECWTP	\$2,800	2006
499	Valve	ECWTP	\$2,800	2006
500	Valve	ECWTP	\$2,800	2006
501	Valve	ECWTP	\$320	2006
502	Valve	ECWTP	\$320	2006
503	Valve	ECWTP	\$270	2006
504	pH Analyser	ECWTP	\$9,200	2006
505	Turbidity Analyser	ECWTP	\$10,000	2006
506	Process Flow Meter	ECWTP	\$3,000	2006
507	Process Flow Meter	ECWTP	\$7,600	2006
508	Process Flow Meter	ECWTP	\$7,600	2006
509	Process Flow Meter	ECWTP	\$7,600	2006
510	DP Level Sensor	ECWTP	\$5,800	2006
511	Temperature Gauge	ECWTP	\$3,200	2006
512	Submersible Pump	ECWTP	\$5,400	2006
513	Valve	ECWTP	\$320	2006
514	Valve	ECWTP	\$800	2006
515	Scraper	ECWTP	\$16,200	2006
516	Centrifugal Pump	ECWTP	\$10,200	2006
517	Centrifugal Pump	ECWTP	\$10,200	2006

Bulk Water Supply DSP

Asset ID	Description	Area	Value	Install year
518	Centrifugal Pump	ECWTP	\$10,200	2006
519	Centrifugal Pump	ECWTP	\$10,200	2006
520	Centrifugal Pump	ECWTP	\$12,500	2006
521	Valve	ECWTP	\$2,200	2006
522	Valve	ECWTP	\$2,200	2006
523	Valve	ECWTP	\$2,200	2006
524	Valve	ECWTP	\$2,200	2006
525	Valve	ECWTP	\$2,200	2006
526	Backflow Prevention Device	ECWTP	\$16,200	2006
527	Structural Tank	ECWTP	\$260,000	2006
528	Structural Tank	ECWTP	\$472,000	2006
529	Structural Tank	ECWTP	\$315,500	2006
530	Valve	ECWTP	\$800	2006
531	Valve	ECWTP	\$320	2006
532	Submersible Pump	ECWTP	\$16,200	2006
533	Submersible Pump	ECWTP	\$23,700	2006
534	Valve	ECWTP	\$380	2006
535	Valve	ECWTP	\$380	2006
536	Filter	ECWTP	\$60,000	2006
537	Filter	ECWTP	\$60,000	2006
538	Filter	ECWTP	\$60,000	2006
539	Filter	ECWTP	\$60,000	2006
540	Filter	ECWTP	\$60,000	2006
541	Filter	ECWTP	\$60,000	2006
542	Structural Tank	ECWTP	\$25,500	2006
543	Turbidity Analyser	ECWTP	\$10,000	2006
544	pH Analyser	ECWTP	\$9,200	2006
545	Filter Media	ECWTP	\$2,600	2006
546	Filter Media	ECWTP	\$2,600	2006
547	Filter Media	ECWTP	\$2,600	2006
548	Filter Media	ECWTP	\$2,600	2006
549	Filter Media	ECWTP	\$2,600	2006
550	Filter Media	ECWTP	\$2,600	2006
551	Process Flow Meter	ECWTP	\$7,600	2006
552	DP Level Sensor	ECWTP	\$5,800	2006
553	DP Level Sensor	ECWTP	\$5,800	2006
554	Structural Tank	ECWTP	\$25,500	2006
556	Fencing	ECWTP	\$46,300	2006
557	Site Lighting	ECWTP	\$35,000	2006
558	Sealed Road	ECWTP	\$383,200	2006
559	Stormwater Drainage	ECWTP	\$114,000	2006
560	Alarm System	ECWTP	\$5,400	2006

Bulk Water Supply DSP

Asset ID	Description	Area	Value	Install year
561	SCADA	ECWTP	\$53,000	2006
562	Fire Service	ECWTP	\$9,400	2006
563	PF Correction	ECWTP	\$34,500	2006
564	Phone System	ECWTP	\$32,000	2006
565	PLC	ECWTP	\$430,000	2006
567	UPS	ECWTP	\$8,600	2006
601	Building	WRS	\$95,791	2008
604	Air Extractor	WRS	\$64,600	2008
605	Fencing	WRS	\$17,200	2008
606	Hoist	WRS	\$55,000	2008
609	Level Controller	WRS	\$4,300	2008
610	Pipework/Fitting	WRS	\$175,000	2008
611	Centrifugal Pump	WRS	\$390,000	2008
613	Centrifugal Pump	WRS	\$270,000	2002
614	Centrifugal Pump	WRS	\$270,000	2002
615	Unsealed Road	WRS	\$8,600	2008
616	Roof	WRS	\$94,270	2008
617	Structural Tank	WRS	\$120,000	2002
618	Valve	WRS	\$22,500	2008
619	Valve	WRS	\$22,500	2008
620	Valve	WRS	\$22,500	2008
621	Valve	WRS	\$11,000	2008
622	Valve	WRS	\$11,000	2008
623	Valve	WRS	\$11,000	2008
624	Valve	WRS	\$11,000	2008
625	Valve	WRS	\$11,000	2008
626	Valve	WRS	\$11,000	2008
627	Walkway & Ladder	WRS	\$55,000	2008
630	PLC	WRS	\$87,000	2008
631	Power Supply and Cabling	WRS	\$240,000	2008
632	Switchboard	WRS	\$160,000	2008
633	Switchboard	WRS	\$104,000	2008
634	Switchboard	WRS	\$162,000	2002
647	Pipework/Fitting	Pump Station	\$90,000	1986
648	Reservoir	Reservoirs	\$1,868,000	1950
650	Roof	Reservoirs	\$276,700	2002
2654	VSD	NCWTP	\$23,400	2008
2655	VSD	NCWTP	\$23,400	2008
2656	Centrifugal Pump	NCWTP	\$19,200	1992
2661	Valve	NCWTP	\$220	2003
2662	Valve	NCWTP	\$220	2003
2663	Valve	NCWTP	\$270	2003

Bulk Water Supply DSP

Asset ID	Description	Area	Value	Install year
2671	Turbidity Analyser	NCWTP	\$10,000	2008
2672	Air Receiver	NCWTP	\$14,000	2008
2673	DP Pressure Transmitter	NCWTP	\$11,600	2008
2674	DP Pressure Transmitter	NCWTP	\$11,600	2008
2675	DP Pressure Transmitter	NCWTP	\$11,600	2008
2676	DP Pressure Transmitter	NCWTP	\$11,600	2008
2677	DP Pressure Transmitter	NCWTP	\$11,600	2008
2678	DP Pressure Transmitter	NCWTP	\$11,600	2008
2679	Site Lighting	NCWTP	\$37,000	2008
2680	DP Pressure Transmitter	NCWTP	\$5,800	2008
2681	DP Pressure Transmitter	NCWTP	\$5,800	2008
2682	Submersible Pump	NCWTP	\$4,300	2008
2683	Submersible Pump	NCWTP	\$4,300	2008
2684	Pipework/Fitting	NCWTP	\$1,530,000	2008
2685	Structural Tank	NCWTP	\$257,500	2008
2686	Filter	NCWTP	\$700,000	2008
2687	Filter	NCWTP	\$700,000	2008
2688	Filter	NCWTP	\$700,000	2008
2689	Filter	NCWTP	\$700,000	2008
2690	Filter	NCWTP	\$700,000	2008
2691	Filter	NCWTP	\$700,000	2008
2692	Valve	NCWTP	\$9,000	2008
2693	Valve	NCWTP	\$9,000	2008
2694	Valve	NCWTP	\$17,800	2008
2695	Valve	NCWTP	\$9,000	2008
2696	Valve	NCWTP	\$6,500	2008
2697	Valve	NCWTP	\$7,000	2008
2698	Valve	NCWTP	\$9,000	2008
2699	Valve	NCWTP	\$9,000	2008
2700	Valve	NCWTP	\$17,800	2008
2701	Valve	NCWTP	\$9,000	2008
2702	Valve	NCWTP	\$6,500	2008
2703	Valve	NCWTP	\$9,000	2008
2704	Valve	NCWTP	\$9,000	2008
2705	Valve	NCWTP	\$17,800	2008
2706	Valve	NCWTP	\$9,000	2008
2707	Valve	NCWTP	\$6,500	2008
2708	Valve	NCWTP	\$9,000	2008
2709	Valve	NCWTP	\$9,000	2008
2710	Valve	NCWTP	\$17,800	2008
2711	Valve	NCWTP	\$9,000	2008
2712	Valve	NCWTP	\$6,500	2008

Bulk Water Supply DSP

Asset ID	Description	Area	Value	Install year
2713	Valve	NCWTP	\$9,000	2008
2714	Valve	NCWTP	\$9,000	2008
2715	Valve	NCWTP	\$17,800	2008
2716	Valve	NCWTP	\$9,000	2008
2717	Valve	NCWTP	\$6,500	2008
2718	Valve	NCWTP	\$9,000	2008
2719	Valve	NCWTP	\$9,000	2008
2720	Valve	NCWTP	\$17,800	2008
2721	Valve	NCWTP	\$9,000	2008
2722	Valve	NCWTP	\$6,500	2008
2723	Process Flow Meter	NCWTP	\$18,000	2008
2724	Centrifugal Pump	NCWTP	\$118,500	1992
2725	Centrifugal Pump	NCWTP	\$118,500	1992
2726	Blower	NCWTP	\$75,400	1992
2727	Blower	NCWTP	\$75,400	1992
2728	Pipework/Fitting	NCWTP	\$1,748,600	1992
2730	Valve	NCWTP	\$11,100	2008
2731	Valve	NCWTP	\$8,600	1992
2732	Valve	NCWTP	\$8,600	1992
2733	Valve	NCWTP	\$5,400	1992
2734	Valve	NCWTP	\$9,600	1992
2736	Submersible Pump	NCWTP	\$10,600	2008
2737	Submersible Pump	NCWTP	\$10,600	2008
2738	Conveyor	NCWTP	\$47,400	2006
2739	Structure	NCWTP	\$301,600	2006
2740	Structural Tank	NCWTP	\$23,400	2006
2741	Valve	NCWTP	\$1,900	2006
2742	Valve	NCWTP	\$1,900	2006
2743	Pipework/Fitting	NCWTP	\$11,827,650	1992
2744	Building	NCWTP	\$486,913	1992
2745	Building	NCWTP	\$138,749	1992
2746	Building	NCWTP	\$9,823	2004
2747	Building	NCWTP	\$46,612	2006
2751	Pipework/Fitting	NCWTP	\$72,500	2008
2753	Valve	NCWTP	\$1,100	2002
2754	Valve	NCWTP	\$1,100	2002
2755	Valve	NCWTP	\$600	2002
2756	pH Analyser	NCWTP	\$9,200	1997
2757	Turbidity Analyser	NCWTP	\$10,000	1997
2759	Aluminium Residual Analyser	NCWTP	\$8,600	2001
2761	Pit	NCWTP	\$53,800	2010
2762	Progressive Cavity	NCWTP	\$4,100	2003

Bulk Water Supply DSP

Asset ID	Description	Area	Value	Install year
2763	Pipework/Fitting	NCWTP	\$573,000	2008
2764	Reservoir	NCWTP	\$4,089,000	1992
2765	Valve	NCWTP	\$41,500	1992
2766	Valve	NCWTP	\$26,300	1992
2767	Valve	NCWTP	\$41,500	1992
2768	Process Flow Meter	NCWTP	\$11,900	2008
2769	DP Pressure Transmitter	NCWTP	\$5,800	1992
2770	DP Pressure Transmitter	NCWTP	\$5,800	1992
2774	Switchboard	NCWTP	\$21,500	1992
2775	Switchboard	NCWTP	\$21,500	1992
2776	Switchboard	NCWTP	\$86,200	1992
2778	Filter	NCWTP	\$2,580,000	1992
2779	Filter	NCWTP	\$2,580,000	1992
2780	Filter	NCWTP	\$2,580,000	1992
2781	Filter	NCWTP	\$2,580,000	1992
2782	Filter	NCWTP	\$2,580,000	1992
2783	Filter	NCWTP	\$2,580,000	1992
2784	Saturator Vessel	NCWTP	\$75,400	1992
2785	Saturator Vessel	NCWTP	\$75,400	1992
2786	Valve	NCWTP	\$3,600	2001
2787	Valve	NCWTP	\$3,600	2001
2788	Valve	NCWTP	\$3,600	2001
2789	Valve	NCWTP	\$5,300	1992
2790	Valve	NCWTP	\$5,300	1992
2791	Valve	NCWTP	\$600	1992
2792	Valve	NCWTP	\$600	1992
2793	Valve	NCWTP	\$320	1992
2794	Valve	NCWTP	\$320	1992
2795	Process Flow Meter	NCWTP	\$6,400	2006
2796	Process Flow Meter	NCWTP	\$6,400	2006
2797	Centrifugal Pump	NCWTP	\$43,100	2006
2798	Centrifugal Pump	NCWTP	\$43,100	2006
2799	Centrifugal Pump	NCWTP	\$43,100	2006
2800	Valve	NCWTP	\$220	2006
2801	Valve	NCWTP	\$270	2006
2802	Valve	NCWTP	\$800	2006
2803	Valve	NCWTP	\$5,100	2006
2804	Valve	NCWTP	\$220	2006
2805	Valve	NCWTP	\$270	2006
2806	Valve	NCWTP	\$800	2006
2807	Valve	NCWTP	\$800	2006
2808	Valve	NCWTP	\$5,100	2006

Bulk Water Supply DSP

Asset ID	Description	Area	Value	Install year
2809	Saturator Vessel	NCWTP	\$21,000	2006
2810	Saturator Vessel	NCWTP	\$21,000	2006
2812	Switchboard	NCWTP	\$46,700	1992
2814	Switchboard	NCWTP	\$46,700	1992
2816	Switchboard	NCWTP	\$46,700	1992
2835	Flocculator	NCWTP	\$81,900	1992
2837	Flocculator	NCWTP	\$93,500	1992
2839	Flocculator	NCWTP	\$81,900	1992
2841	Flocculator	NCWTP	\$93,500	1992
2843	Flocculator	NCWTP	\$81,900	1992
2845	Flocculator	NCWTP	\$93,500	1992
2847	Flocculator	NCWTP	\$81,900	1992
2849	Flocculator	NCWTP	\$93,500	1992
2851	Flocculator	NCWTP	\$81,900	1992
2853	Flocculator	NCWTP	\$93,500	1992
2855	Flocculator	NCWTP	\$81,900	1992
2857	Flocculator	NCWTP	\$93,500	1992
2859	Progressive Cavity	NCWTP	\$4,100	2003
2861	Valve	NCWTP	\$18,700	1992
2862	Valve	NCWTP	\$7,000	1992
2863	Valve	NCWTP	\$7,000	1992
2864	Valve	NCWTP	\$5,500	1992
2866	Valve	NCWTP	\$18,700	1992
2867	Valve	NCWTP	\$7,000	1992
2868	Valve	NCWTP	\$7,000	1992
2869	Valve	NCWTP	\$5,500	1992
2871	Valve	NCWTP	\$18,700	1992
2872	Valve	NCWTP	\$7,000	1992
2873	Valve	NCWTP	\$7,000	1992
2874	Valve	NCWTP	\$5,500	1992
2876	Valve	NCWTP	\$18,700	1992
2877	Valve	NCWTP	\$7,000	1992
2878	Valve	NCWTP	\$7,000	1992
2879	Valve	NCWTP	\$5,500	1992
2881	Valve	NCWTP	\$18,700	1992
2882	Valve	NCWTP	\$7,000	1992
2883	Valve	NCWTP	\$7,000	1992
2884	Valve	NCWTP	\$5,500	1992
2886	Valve	NCWTP	\$18,700	1992
2887	Valve	NCWTP	\$7,000	1992
2888	Valve	NCWTP	\$7,000	1992
2889	Valve	NCWTP	\$5,500	1992

Bulk Water Supply DSP

Asset ID	Description	Area	Value	Install year
2890	Valve	NCWTP	\$5,300	2004
2891	Valve	NCWTP	\$5,300	1992
2892	Valve	NCWTP	\$5,300	1992
2893	Valve	NCWTP	\$5,300	1992
2894	Valve	NCWTP	\$5,300	1992
2895	Valve	NCWTP	\$5,300	1992
2896	Process Flow Meter	NCWTP	\$4,600	1992
2897	Switchboard	NCWTP	\$32,000	2008
2898	Centrifugal Pump	NCWTP	\$37,700	1992
2899	Centrifugal Pump	NCWTP	\$37,700	1992
2900	Switchboard	NCWTP	\$65,000	1992
2901	Building	NCWTP	\$30,017	1992
2902	Valve	NCWTP	\$3,200	1992
2903	Valve	NCWTP	\$3,200	1992
2904	Valve	NCWTP	\$600	1992
2905	Backflow Prevention Device	NCWTP	\$1,600	2006
2906	Valve	NCWTP	\$380	2006
2907	pH Analyser	NCWTP	\$9,200	2006
2908	pH Analyser	NCWTP	\$9,200	2006
2909	Rotameter	NCWTP	\$430	2006
2910	Process Flow Meter	NCWTP	\$8,200	2006
2911	Ultrasonic Level Sensor	NCWTP	\$3,800	2006
2913	Dosing sparge	NCWTP	\$16,200	2006
2914	Centrifugal Pump	NCWTP	\$3,300	2006
2915	Centrifugal Pump	NCWTP	\$19,200	2006
2916	Centrifugal Pump	NCWTP	\$19,200	2006
2917	Pressure Reducing Valve	NCWTP	\$300	2006
2918	Pipework/Fitting	NCWTP	\$58,500	1992
2919	Pipework/Fitting	NCWTP	\$81,900	2006
2920	Structural Tank	NCWTP	\$1,165,000	2006
2921	Structural Tank	NCWTP	\$140,000	2008
2922	Valve	NCWTP	\$3,600	2006
2923	Valve	NCWTP	\$3,600	2006
2924	Valve	NCWTP	\$6,200	2006
2925	Valve	NCWTP	\$270	2006
2926	Valve	NCWTP	\$160	2006
2927	Valve	NCWTP	\$220	2006
2928	Turbidity Analyser	NCWTP	\$10,000	2006
2929	Process Flow Meter	NCWTP	\$8,200	2006
2930	Structure	NCWTP	\$17,600	2010
2931	Ultrasonic Level Sensor	NCWTP	\$3,800	2006
2932	Scraper	NCWTP	\$75,400	2006

Bulk Water Supply DSP

Asset ID	Description	Area	Value	Install year
2933	Scraper	NCWTP	\$75,400	2006
2934	Scraper	NCWTP	\$51,700	2006
2935	Scraper	NCWTP	\$51,700	2006
2936	Centrifugal Pump	NCWTP	\$3,300	2006
2937	Centrifugal Pump	NCWTP	\$30,400	2006
2938	Centrifugal Pump	NCWTP	\$30,400	2006
2939	Conveyor	NCWTP	\$32,300	2006
2940	Conveyor	NCWTP	\$32,300	2006
2941	Structural Tank	NCWTP	\$645,200	2006
2942	Structural Tank	NCWTP	\$35,100	2006
2943	Structural Tank	NCWTP	\$645,200	2006
2944	Valve	NCWTP	\$6,200	2006
2945	Valve	NCWTP	\$380	2006
2946	Valve	NCWTP	\$380	2006
2947	Valve	NCWTP	\$380	2006
2948	Valve	NCWTP	\$380	2006
2949	Valve	NCWTP	\$5,300	2006
2950	Valve	NCWTP	\$6,200	2006
2951	Valve	NCWTP	\$380	2006
2952	Valve	NCWTP	\$380	2006
2953	Valve	NCWTP	\$380	2006
2954	Valve	NCWTP	\$380	2006
2955	Valve	NCWTP	\$5,300	2006
2956	Valve	NCWTP	\$3,200	2006
2957	Valve	NCWTP	\$3,200	2006
2958	Valve	NCWTP	\$270	2006
2959	Valve	NCWTP	\$6,500	2006
2960	Valve	NCWTP	\$6,500	2006
2961	pH Analyser	NCWTP	\$9,200	1997
2963	Bulk Meter	NCWTP	\$23,400	2006
2965	Switchboard	NCWTP	\$51,500	2008
2970	Progressive Cavity	NCWTP	\$4,100	2003
2972	Rising Main	NCWTP	\$1,260,000	1992
2974	Structure	NCWTP	\$1,225,000	1992
2975	Building	NCWTP	\$176,856	1992
2977	Valve	NCWTP	\$33,900	1992
2978	Dosing sparge	NCWTP	\$5,800	2008
2979	VSD	NCWTP	\$28,400	2008
2983	Switchboard	NCWTP	\$64,600	2008
2984	Storage Tank	NCWTP	\$8,200	2004
2985	Storage Tank	NCWTP	\$8,200	2004
2986	Valve	NCWTP	\$220	2001

Bulk Water Supply DSP

Asset ID	Description	Area	Value	Install year
2987	Valve	NCWTP	\$220	2001
2988	Valve	NCWTP	\$220	2001
2989	Laboratory Equipment	NCWTP	\$3,900	2005
2990	Laboratory Equipment	NCWTP	\$11,400	2005
2991	Laboratory Equipment	NCWTP	\$5,800	2005
2992	Process Flow Meter	NCWTP	\$5,600	2008
2993	Mixer	NCWTP	\$4,600	1992
2994	Mixer	NCWTP	\$4,600	1992
3001	Bin Activator	NCWTP	\$8,100	1992
3005	Pipework/Fitting	NCWTP	\$54,000	2008
3006	Pipework/Fitting	NCWTP	\$29,200	2008
3007	Switchboard	NCWTP	\$35,100	2001
3009	Structural Tank	NCWTP	\$701,500	1992
3012	Strain gauge	NCWTP	\$3,200	1992
3015	Mixer	NCWTP	\$6,500	2006
3019	Process Flow Meter	NCWTP	\$8,200	2001
3021	Dose Pump	NCWTP	\$11,800	2001
3022	Dose Pump	NCWTP	\$11,800	2001
3025	Pipework/Fitting	NCWTP	\$12,900	1992
3026	Valve	NCWTP	\$270	2001
3027	Valve	NCWTP	\$270	2001
3030	Air Dryer	NCWTP	\$17,600	1992
3031	Air Dryer	NCWTP	\$17,600	1992
3032	Cartridge Filter	NCWTP	\$4,000	1992
3033	Cartridge Filter	NCWTP	\$4,000	1992
3034	Switchboard	NCWTP	\$40,900	1992
3035	Air Receiver	NCWTP	\$32,300	1992
3036	Valve	NCWTP	\$220	1992
3037	Valve	NCWTP	\$160	1992
3038	Valve	NCWTP	\$11,100	1992
3039	Valve	NCWTP	\$11,100	1992
3040	Valve	NCWTP	\$320	1992
3041	Ozone Analyser	NCWTP	\$9,400	2008
3042	Ozone Analyser	NCWTP	\$19,400	2008
3043	Building	NCWTP	\$107,392	2008
3044	Ozone Destructor	NCWTP	\$129,200	2008
3045	Process Flow Meter	NCWTP	\$7,200	2008
3046	Switchboard	NCWTP	\$429,800	2008
3047	Static Mixer	NCWTP	\$29,200	2008
3048	Ozone Generator	NCWTP	\$860,600	2008
3049	Ozone Generator	NCWTP	\$860,600	2008
3050	Ozone Generator	NCWTP	\$860,600	2008

Bulk Water Supply DSP

Asset ID	Description	Area	Value	Install year
3051	Progressive Cavity	NCWTP	\$4,100	2008
3052	Centrifugal Pump	NCWTP	\$18,700	2008
3053	Centrifugal Pump	NCWTP	\$18,700	2008
3054	Pipework/Fitting	NCWTP	\$492,400	2008
3056	Structural Tank	NCWTP	\$2,583,700	2008
3072	Vacuum Loader	NCWTP	\$3,600	2003
3073	Vacuum Loader	NCWTP	\$3,600	2003
3074	VSD	NCWTP	\$24,800	2008
3075	VSD	NCWTP	\$24,800	2008
3076	Dose Pump	NCWTP	\$11,700	2003
3077	Dose Pump	NCWTP	\$11,700	2003
3078	Switchboard	NCWTP	\$43,100	2008
3079	Batching Unit	NCWTP	\$28,000	2003
3080	Batching Unit	NCWTP	\$28,000	2003
3081	Valve	NCWTP	\$270	2003
3082	Valve	NCWTP	\$220	2003
3083	Oxygen Analyser	NCWTP	\$9,400	2008
3085	Compressor	NCWTP	\$86,200	2008
3086	Compressor	NCWTP	\$86,200	2008
3087	Compressor	NCWTP	\$86,200	2008
3088	Process Flow Meter	NCWTP	\$6,000	2008
3089	Air Receiver	NCWTP	\$14,000	2008
3090	PSA	NCWTP	\$24,700	2008
3091	PSA	NCWTP	\$24,700	2008
3092	Oxygen Receiver	NCWTP	\$19,900	2008
3093	Air Receiver	NCWTP	\$14,000	2008
3094	PSA	NCWTP	\$24,700	2008
3095	PSA	NCWTP	\$24,700	2008
3096	PSA	NCWTP	\$24,700	2008
3097	PSA	NCWTP	\$24,700	2008
3099	pH Analyser	NCWTP	\$9,200	2008
3100	Turbidity Analyser	NCWTP	\$10,000	2008
3101	pH Analyser	NCWTP	\$9,200	2008
3103	Progressive Cavity	NCWTP	\$4,100	2008
3104	Progressive Cavity	NCWTP	\$4,100	2008
3105	Submersible Pump	NCWTP	\$4,300	2008
3106	Submersible Pump	NCWTP	\$900	2008
3107	Pipework/Fitting	NCWTP	\$422,300	2008
3109	Structural Tank	NCWTP	\$430,000	2008
3111	Level Sensor	NCWTP	\$3,800	2008
3112	Centrifugal Pump	NCWTP	\$65,500	2008
3113	Centrifugal Pump	NCWTP	\$65,500	2008

Bulk Water Supply DSP

Asset ID	Description	Area	Value	Install year
3114	Centrifugal Pump	NCWTP	\$65,500	2008
3115	Centrifugal Pump	NCWTP	\$65,500	2008
3116	Pipework/Fitting	NCWTP	\$843,100	2008
3117	Structural Tank	NCWTP	\$430,000	2008
3118	Valve	NCWTP	\$7,000	2008
3119	Valve	NCWTP	\$33,900	2008
3120	Valve	NCWTP	\$12,600	2008
3121	Valve	NCWTP	\$7,900	2008
3122	Valve	NCWTP	\$12,600	2008
3123	Valve	NCWTP	\$7,900	2008
3124	Valve	NCWTP	\$12,600	2008
3125	Valve	NCWTP	\$7,900	2008
3126	Valve	NCWTP	\$12,600	2008
3127	Valve	NCWTP	\$7,900	2008
3128	Air Receiver	NCWTP	\$10,000	2006
3131	Air Dryer	NCWTP	\$7,000	2006
3134	Pressure transmitter	NCWTP	\$1,350	2006
3137	Valve	NCWTP	\$220	2006
3138	Valve	NCWTP	\$220	2006
3139	Rotameter	NCWTP	\$430	2006
3140	Rotameter	NCWTP	\$430	2006
3141	Vacuum Loader	NCWTP	\$5,300	2006
3142	Conveyor	NCWTP	\$16,200	2006
3143	Mixer	NCWTP	\$5,400	2006
3144	Dose Pump	NCWTP	\$12,900	2006
3148	Batching Unit	NCWTP	\$11,700	2006
3149	Valve	NCWTP	\$220	2006
3150	Valve	NCWTP	\$270	2006
3151	Valve	NCWTP	\$270	2006
3152	Valve	NCWTP	\$270	2006
3153	Valve	NCWTP	\$270	2006
3154	Valve	NCWTP	\$220	2006
3155	Valve	NCWTP	\$220	2006
3156	Valve	NCWTP	\$220	2006
3157	Valve	NCWTP	\$160	2006
3158	Valve	NCWTP	\$270	2006
3159	Valve	NCWTP	\$220	2006
3160	Valve	NCWTP	\$160	2006
3161	Backflow Prevention Device	NCWTP	\$500	2006
3162	Valve	NCWTP	\$270	2006
3163	Valve	NCWTP	\$380	2006
3164	Process Flow Meter	NCWTP	\$5,600	2006

Bulk Water Supply DSP

Asset ID	Description	Area	Value	Install year
3165	Ultrasonic Level Sensor	NCWTP	\$3,800	2006
3166	Mixer	NCWTP	\$12,900	2006
3167	Progressive Cavity	NCWTP	\$8,200	2006
3168	Progressive Cavity	NCWTP	\$8,200	2006
3169	Structural Tank	NCWTP	\$43,100	2006
3170	Structural Tank	NCWTP	\$64,600	2006
3171	Valve	NCWTP	\$320	2006
3172	Valve	NCWTP	\$430	2006
3173	Valve	NCWTP	\$430	2006
3174	Valve	NCWTP	\$430	2006
3180	Fencing	NCWTP	\$120,300	2008
3181	PLC	NCWTP	\$46,600	2002
3183	Switchboard	NCWTP	\$96,900	2008
3185	Switchboard	NCWTP	\$129,200	1992
3186	Switchboard	NCWTP	\$47,400	2002
3188	Walkway	NCWTP	\$93,500	2008
3190	Landscaping	NCWTP	\$93,500	2008
3191	Power Supply and Cabling	NCWTP	\$5,361,800	1992
3192	Sealed Road	NCWTP	\$141,000	1992
3193	Site Lighting	NCWTP	\$88,000	1992
3194	Stormwater Drainage	NCWTP	\$467,000	1992
3196	Sealed Road	NCWTP	\$419,000	2008
3197	Alarm System	NCWTP	\$2,900	2002
3199	Switchboard	NCWTP	\$129,200	1992
3200	Phone System	NCWTP	\$30,000	2002
3209	Power Supply and Cabling	NCWTP	\$365,000	2008
3211	UPS	NCWTP	\$4,600	2008
3239	Switchboard	NCWTP	\$326,000	2008
3240	Water Filling Station - Struct	Filling	\$10,000	2007
3563	Rubbish Bin	RCD	\$950	2001
3568	Fencing	RCD	\$744	1996
3569	Fencing	RCD	\$3,986	1996
3570	Fencing	RCD	\$3,510	1996
3583	Bollard	RCD	\$1,900	2001
3584	Information Sign	RCD	\$3,400	2009
3585	Information Sign	RCD	\$3,400	2009
3586	Information Sign	RCD	\$4,200	2003
3587	Information Sign	RCD	\$4,200	2003
3588	Information Sign	RCD	\$4,200	2003
3589	Information Sign	RCD	\$4,200	2003
3590	Information Sign	RCD	\$4,200	2003
3591	Information Sign	RCD	\$4,200	2003

Bulk Water Supply DSP

Asset ID	Description	Area	Value	Install year
3592	Information Sign	RCD	\$4,200	2003
3593	Information Sign	RCD	\$4,200	2003
3594	Information Sign	RCD	\$4,200	2003
3595	Information Sign	RCD	\$4,200	2001
3596	Information Sign	RCD	\$4,200	2003
3597	Information Sign	RCD	\$4,200	2006
3598	Information Sign	RCD	\$4,200	2003
3599	Bench	RCD	\$1,900	2003
3613	Closed Trail Gate	RCD	\$3,700	2001
3615	Closed Trail Gate	RCD	\$3,700	2001
3616	Closed Trail Gate	RCD	\$3,700	1997
3617	Closed Trail Gate	RCD	\$3,700	1997
3618	Closed Trail Gate	RCD	\$3,700	2001
3619	Closed Trail Gate	RCD	\$3,700	2001
3622	Hazard Sign	RCD	\$750	2008
3623	Hazard Sign	RCD	\$750	2008
3624	Hazard Sign	RCD	\$750	2008
3625	Hazard Sign	RCD	\$750	2008
3626	Hazard Sign	RCD	\$750	2008
3627	Hazard Sign	RCD	\$750	2008
3628	Information Sign	RCD	\$750	2006
3629	Information Sign	RCD	\$750	2003
3630	Information Sign	RCD	\$750	2003
3631	Information Sign	RCD	\$750	2003
3633	Information Sign	RCD	\$750	2003
3638	Information Sign	RCD	\$2,700	2006
3641	Information Sign	RCD	\$2,700	2001
3655	Playground equipment	RCD	\$49,000	2009
3656	Playground equipment	RCD	\$20,200	2009
3658	Playground equipment	RCD	\$3,000	2009
3659	Playground equipment	RCD	\$9,200	2009
3660	Playground equipment	RCD	\$5,300	2009
3663	Hazard Sign	RCD	\$650	2001
3665	Hazard Sign	RCD	\$650	2001
3666	Hazard Sign	RCD	\$650	1997
3667	Hazard Sign	RCD	\$650	1997
3668	Hazard Sign	RCD	\$650	2001
3669	Hazard Sign	RCD	\$650	2001
3670	Hazard Sign	RCD	\$650	2003
3671	Hazard Sign	RCD	\$650	2003
3672	Hazard Sign	RCD	\$650	1998
3674	Hazard Sign	RCD	\$650	2001

Bulk Water Supply DSP

Asset ID	Description	Area	Value	Install year
3676	Hazard Sign	RCD	\$650	2003
3677	Hazard Sign	RCD	\$650	2003
3678	Hazard Sign	RCD	\$650	2003
3679	Hazard Sign	RCD	\$650	2003
3680	Hazard Sign	RCD	\$650	2003
3684	Hazard Sign	RCD	\$650	2003
3686	Unsealed Road	RCD	\$307,092	2006
3687	Sealed Road	RCD	\$126,412	1997
3690	Unsealed Road	RCD	\$2,486	1994
3693	Causeway	RCD	\$7,800	1994
3698	Storage Tank	RCD	\$2,700	2001
3699	Storage Tank	RCD	\$14,500	2010
3703	Pipework/Fitting	RCD	\$16,000	2001
3712	Walking Track	RCD	\$18,395	1999
3713	Walking Track	RCD	\$6,522	1994
3716	Board Walk	RCD	\$156,507	2002
3717	Formed Steps	RCD	\$14,625	1999
3718	Board Walk	RCD	\$187,174	2000
3719	Walking Track	RCD	\$11,804	1994
3720	Walking Track	RCD	\$3,218	1994
3721	Walking Track	RCD	\$6,954	1994
3731	Building	RCD	\$7,321	2006
3739	Dam	RCD	\$53,876,000	1953
3741	Compressor	RCD	\$270,000	2005
3769	Water Filling Station - Struct	Filling	\$11,000	2007
3795	Bulk Meter	Reservoirs	\$8,200	2010
3796	Water Filling Station - Struct	Filling	\$10,000	2007
3797	Reservoir	Reservoirs	\$2,784,600	1969
3799	Roof	Reservoirs	\$535,500	2002
3801	Bulk Meter	Reservoirs	\$11,900	2007
3802	Bulk Meter	Reservoirs	\$19,100	2008
3812	Trunk Main	Trunk	\$3,896,329	1972
4147	Trunk Main	Trunk	\$5,537,011	1967
4161	Trunk Main	Trunk	\$121,260	1967
4186	Trunk Main	Trunk	\$453,707	1995
4203	Pit	Trunk	\$32,000	2011
4277	Pit	Trunk	\$32,000	2011
4278	Pit	Trunk	\$32,000	2011
4311	Pit	Trunk	\$32,000	2011
4313	Trunk Main	Trunk	\$250,448	1996
4355	Pressure Reducing Valve	Trunk	\$35,300	2007
4361	Trunk Main	Trunk	\$3,828,357	2000

Bulk Water Supply DSP

Asset ID	Description	Area	Value	Install year
4363	Trunk Main	Trunk	\$33,037	2003
4414	Pit	Trunk	\$32,000	2011
4415	Trunk Main	Trunk	\$606,439	1965
4453	Trunk Main	Trunk	\$3,116,653	1982
4480	Trunk Main	Trunk	\$394,872	2002
4487	Trunk Main	Trunk	\$478,102	2000
4533	Trunk Main	Trunk	\$480,583	1968
4535	Trunk Main	Trunk	\$220,293	1982
4536	Trunk Main	Trunk	\$167,375	1982
4539	Trunk Main	Trunk	\$188,646	2010
4542	Trunk Main	Trunk	\$1,137,687	1982
4549	Trunk Main	Trunk	\$2,604,461	1982
4587	Trunk Main	Trunk	\$1,563,626	1982
4613	Trunk Main	Trunk	\$490,559	1982
4646	Trunk Main	Trunk	\$10,283,716	1982
4654	Pressure Reducing Valve	Trunk	\$3,200	2006
4657	Trunk Main	Trunk	\$1,774,270	1982
4667	Trunk Main	Trunk	\$1,374,906	1982
4669	Trunk Main	Trunk	\$240,795	1982
4679	Trunk Main	Trunk	\$1,363,199	1982
4714	Trunk Main	Trunk	\$225,742	2004
4715	Trunk Main	Trunk	\$407,046	2005
4724	Trunk Main	Trunk	\$1,211,166	2007
4728	Trunk Main	Trunk	\$226,741	1974
4737	Trunk Main	Trunk	\$41,745	2006
4742	Trunk Main	Trunk	\$15,851	1998
4743	Trunk Main	Trunk	\$115,413	2006
4773	Trunk Main	Trunk	\$8,842,940	1987
4776	Trunk Main	Trunk	\$37,060	1998
4784	Trunk Main	Trunk	\$8,076	2000
4793	Trunk Main	Trunk	\$216,114	2000
4794	Trunk Main	Trunk	\$160,901	1997
4795	Trunk Main	Trunk	\$27,767	2000
4797	Trunk Main	Trunk	\$380,142	1975
4799	Trunk Main	Trunk	\$12,769	1974
4800	Trunk Main	Trunk	\$97,240	1974
4850	Trunk Main	Trunk	\$901,885	1974
4899	Trunk Main	Trunk	\$5,324,199	1985
4901	Trunk Main	Trunk	\$770,127	1974
4907	Trunk Main	Trunk	\$70,634	1974
4912	Trunk Main	Trunk	\$41,587	1974
4913	Trunk Main	Trunk	\$108,839	1974

Bulk Water Supply DSP

Asset ID	Description	Area	Value	Install year
4929	Trunk Main	Trunk	\$178,961	1976
4931	Trunk Main	Trunk	\$67,691	1976
4939	Trunk Main	Trunk	\$73,787	1976
4941	Trunk Main	Trunk	\$159,790	1976
4951	Trunk Main	Trunk	\$424,923	1997
4955	Trunk Main	Trunk	\$297,630	1969
4983	Pit	Trunk	\$32,000	2011
5018	Pit	Trunk	\$32,000	2011
5019	Trunk Main	Trunk	\$2,150,187	1981
5029	Rising Main	Trunk	\$1,041,046	1985
5151	Pit	Trunk	\$32,000	2011
5164	Trunk Main	Trunk	\$376,400	2009
5165	Trunk Main	Trunk	\$230,812	2010
5173	Trunk Main	Trunk	\$843,063	1977
5183	Trunk Main	Trunk	\$2,977,700	1977
5184	Trunk Main	Trunk	\$1,407,764	1977
5196	Trunk Main	Trunk	\$1,516,437	2005
5208	Trunk Main	Trunk	\$2,400,547	1977
5213	Pit	Trunk	\$32,000	2011
5316	Pit	Trunk	\$32,000	2011
5350	Trunk Main	Trunk	\$7,899	1968
5351	Trunk Main	Trunk	\$7,994	1968
5354	Trunk Main	Trunk	\$14,746	1968
5362	Trunk Main	Trunk	\$9,158	1993
5363	Trunk Main	Trunk	\$75,231	1983
5365	Trunk Main	Trunk	\$4,571	1993
5381	Trunk Main	Trunk	\$2,388,152	1983
5421	Trunk Main	Trunk	\$5,897,212	1983
5472	Trunk Main	Trunk	\$21,293,405	1983
5489	Trunk Main	Trunk	\$1,439,486	2009
5490	Trunk Main	Trunk	\$6,461	1993
5497	Trunk Main	Trunk	\$65,212	1993
5499	Trunk Main	Trunk	\$27,873	1993
5504	Trunk Main	Trunk	\$36,420	1993
5515	Pit	Trunk	\$32,000	2011
5517	Pit	Trunk	\$32,000	2011
5529	Pit	Trunk	\$32,000	2011
5564	Pit	Trunk	\$32,000	2011
5582	Trunk Main	Trunk	\$25,319,197	1972
5602	Trunk Main	Trunk	\$434,628	1972
5626	Trunk Main	Trunk	\$3,089,512	1972
5627	Trunk Main	Trunk	\$1,324,680	1986

Bulk Water Supply DSP

Asset ID	Description	Area	Value	Install year
5634	Trunk Main	Trunk	\$3,346,082	2006
5656	Trunk Main	Trunk	\$6,023,515	1998
5714	Trunk Main	Trunk	\$103,779	2001
5716	Trunk Main	Trunk	\$2,278	2001
5759	Trunk Main	Trunk	\$4,594,410	1984
5783	Trunk Main	Trunk	\$1,193,400	1968
5910	Rising Main	Trunk	\$4,740,399	2008
5920	Trunk Main	Trunk	\$23,109	2008
5921	Trunk Main	Trunk	\$30,884	2008
5923	Trunk Main	Trunk	\$77,004	2008
5926	Trunk Main	Trunk	\$27,258	2008
5928	Trunk Main	Trunk	\$115,146	2008
5932	Trunk Main	Trunk	\$30,675	2008
5934	Trunk Main	Trunk	\$96,874	2008
5938	Trunk Main	Trunk	\$232,735	2009
5945	Pressure Reducing Valve	Trunk	\$8,600	2009
5953	Rising Main	Trunk	\$1,856,896	2008
5956	Rising Main	Trunk	\$1,946,774	2008
5961	Rising Main	Trunk	\$4,051,604	2008
5962	Rising Main	Trunk	\$21,865,495	2008
5972	Reservoir	Reservoirs	\$652,000	1976
5977	Water Filling Station - Struct	Filling	\$10,000	2007
5992	PLC	WRS	\$97,000	2008
5995	Submersible Pump	WRS	\$142,000	2008
5996	Submersible Pump	WRS	\$142,000	2008
5997	Submersible Pump	WRS	\$142,000	2008
5998	Power Supply and Cabling	WRS	\$485,000	2008
5999	Submersible Pump	WRS	\$2,500	2008
6000	Pipework/Fitting	WRS	\$686,000	2008
6001	Pipework/Fitting	WRS	\$1,200	2008
6002	Riprap	WRS	\$330,000	2008
6003	Unsealed Road	WRS	\$301,000	2008
6004	Switchboard	WRS	\$258,000	2008
6005	Screen	WRS	\$59,000	2008
6006	Screen	WRS	\$59,000	2008
6007	Screen	WRS	\$59,000	2008
6008	Screen	WRS	\$43,000	2008
6009	Structure	WRS	\$760,000	2008
6010	Screen	WRS	\$71,000	2008
6011	Structure	WRS	\$86,000	2008
6012	Turbidity Analyser	WRS	\$10,000	2008
6013	Valve	WRS	\$9,200	2008

Bulk Water Supply DSP

Asset ID	Description	Area	Value	Install year
6014	Valve	WRS	\$9,200	2008
6015	Valve	WRS	\$9,200	2008
6016	Valve	WRS	\$9,200	2008
6017	Valve	WRS	\$9,200	2008
6018	Valve	WRS	\$9,200	2008
6019	Vacuum pump	WRS	\$16,000	2008
6020	Switchboard	WRS	\$75,400	2008
6021	Site Lighting	WRS	\$2,200	2008
6025	Bulk Meter	Filling	\$11,900	2010
6073	Bulk Meter	Reservoirs	\$8,200	2006
6075	Centrifugal Pump	Rechlorination	\$5,700	2004
6078	Building	Rechlorination	\$9,735	2004
6079	Switchboard	Rechlorination	\$35,500	2004
6080	Valve	NCWTP	\$1,600	2008
6081	Valve	NCWTP	\$1,600	2008
6082	Valve	NCWTP	\$1,600	2008
6083	Valve	NCWTP	\$1,600	2008
6084	Valve	NCWTP	\$3,200	2008
6085	Cartridge Filter	NCWTP	\$9,700	2008
6086	Cartridge Filter	NCWTP	\$9,700	2008
6087	Cartridge Filter	NCWTP	\$4,300	2008
6088	Cartridge Filter	NCWTP	\$4,300	2008
6089	Cartridge Filter	NCWTP	\$4,300	2008
6090	Cartridge Filter	NCWTP	\$4,300	2008
6091	Cartridge Filter	NCWTP	\$4,300	2008
6092	Cartridge Filter	NCWTP	\$4,300	2008
6093	Cartridge Filter	NCWTP	\$4,300	2008
6094	Cartridge Filter	NCWTP	\$4,300	2008
6095	Cartridge Filter	NCWTP	\$4,300	2008
6096	Cartridge Filter	NCWTP	\$4,300	2008
6097	Cartridge Filter	NCWTP	\$4,300	2008
6098	Cartridge Filter	NCWTP	\$4,300	2008
6099	Cartridge Filter	NCWTP	\$4,300	2008
6100	Cartridge Filter	NCWTP	\$4,300	2008
6132	Batching Unit	NCWTP	\$17,600	1992
6133	Batching Unit	NCWTP	\$17,600	1992
6212	Bulk Meter	Reservoirs	\$14,500	2011
6213	Bulk Meter	Filling	\$9,900	2011
6214	Submersible Pump	NCWTP	\$58,200	2011
6215	Submersible Pump	NCWTP	\$58,200	2011
6216	Submersible Pump	NCWTP	\$58,200	2011
6218	Valve	NCWTP	\$3,100	2011

Bulk Water Supply DSP

Asset ID	Description	Area	Value	Install year
6219	Valve	NCWTP	\$3,100	2011
6228	Trunk Main	Trunk	\$3,383,000	2011
6229	Trunk Main	Trunk	\$328,104	2011
6230	Trunk Main	Trunk	\$205,781	2011
6231	Trunk Main	Trunk	\$134,846	2011
6241	Trunk Main	Trunk	\$250,857	2011
6244	Trunk Main	Trunk	\$198,602	2011
6247	Trunk Main	Trunk	\$28,756	2011
6252	Auto-Valve	Fluoride	\$5,100	2004
6259	Auto-Valve	Reservoirs	\$8,600	2001
6260	Auto-Valve	Reservoirs	\$8,600	2003
6261	Auto-Valve	Reservoirs	\$8,600	2010
6263	Auto-Valve	Reservoirs	\$5,100	1996
6264	Auto-Valve	Reservoirs	\$8,600	2004
6265	Auto-Valve	Reservoirs	\$8,600	2004
6266	Auto-Valve	Rechlorination	\$5,100	2004
6267	Auto-Valve	Reservoirs	\$8,600	1997
6269	Auto-Valve	Reservoirs	\$8,600	1999
6270	Auto-Valve	Reservoirs	\$8,600	1999
6271	Level Sensor	Reservoirs	\$3,800	2004
6272	Level Sensor	Reservoirs	\$4,300	2004
6273	Level Sensor	Reservoirs	\$4,300	2006
6281	Motorised Control Valve	Reservoirs	\$16,200	2010
6285	Bulk Meter	Reservoirs	\$7,600	2012
6299	Septic Tank	ECWTP	\$32,000	2006
6300	Septic Tank	NCWTP	\$32,000	2009
6316	Process Flow Meter	NCWTP	\$6,000	2010
6317	Auto-Valve	Reservoirs	\$21,200	2011
6326	Building	Pump Station	\$69,601	1986
6328	Trunk Main	Trunk	\$7,664	1983
6329	Trunk Main	Trunk	\$44,802	1983
6331	Trunk Main	Trunk	\$7,074	1983
6340	Centrifuge	NCWTP	\$429,800	2011
6342	Stormwater Drainage	NCWTP	\$17,600	2011
6344	Dose Pump	NCWTP	\$5,200	2011
6345	Dose Pump	NCWTP	\$5,200	2011
6346	Progressive Cavity	NCWTP	\$8,200	2011
6347	Conveyor	NCWTP	\$23,400	2006
6348	Conveyor	NCWTP	\$17,600	2006
6350	Batching Unit	NCWTP	\$32,300	2011
6361	Actuator	NCWTP	\$8,500	2011
6362	Submersible Pump	NCWTP	\$7,500	2011

Bulk Water Supply DSP

Asset ID	Description	Area	Value	Install year
6363	Process Flow Meter	NCWTP	\$11,200	2011
6364	Process Flow Meter	NCWTP	\$3,000	2011
6366	Pressure Reducing Valve	Trunk	\$2,200	2010
6367	Pressure Reducing Valve	Trunk	\$2,200	2010
6368	Pressure Reducing Valve	Trunk	\$2,200	2010
6372	Float Switch	NCWTP	\$2,200	1992
6373	Level Sensor	NCWTP	\$3,800	1999
6374	Rain Gauge	NCWTP	\$6,500	1992
6375	Float Switch	NCWTP	\$1,500	1992
6387	Trunk Main	Trunk	\$233,131	2011
6388	Trunk Main	Trunk	\$661,250	2012
6389	Float Switch	ECWTP	\$3,200	2005
6390	Level Sensor	ECWTP	\$3,800	2005
6391	Rain Gauge	ECWTP	\$6,500	2005
6408	Power Supply and Cabling	Pump Station	\$15,000	2012
6418	Building	Reservoirs	\$5,425	1995
6419	Pit	Reservoirs	\$64,000	1995
6422	Hoist	Pump Station	\$38,000	1986
6433	Pit	Reservoirs	\$32,000	1996
6440	Fencing	ECD	\$51,000	2002
6441	Power Supply and Cabling	ECD	\$24,000	2002
6442	Sealed Road	ECD	\$12,000	2002
6443	Dam Construction Component	ECD	\$1,380,000	2002
6446	Compressor	RCD	\$56,000	2006
6447	Compressor	RCD	\$56,000	2006
6448	Air Receiver	RCD	\$7,500	2006
6449	Dam	RCD	\$198,000	2010
6450	Dam	RCD	\$337,000	2010
6451	Dam	RCD	\$3,900,000	1953
6452	Dam	RCD	\$2,240,000	1953
6454	Pipework/Fitting	RCD	\$6,500,000	1953
6455	Power Supply and Cabling	RCD	\$36,000	2006
6456	Sealed Road	RCD	\$143,000	2010
6457	Unsealed Road	RCD	\$9,900	2010
6458	Valve	RCD	\$3,800	2006
6459	Aerator	RCD	\$215,000	1980
6460	Piezometer	RCD	\$70,000	2005
6461	Dam	RCD	\$35,000	2010
6462	Strainer	RCD	\$7,000	2006
6463	Pit	Rechlorination	\$36,600	2004
6471	Compressor	ECD	\$3,800	2002
6472	Dam Construction Component	ECD	\$95,000	2002

Bulk Water Supply DSP

Asset ID	Description	Area	Value	Install year
6473	Building	ECWTP	\$20,169	2006
6474	Floor Covering	ECWTP	\$28,374	2006
6475	Roof	ECWTP	\$170,247	2006
6476	Walkway	ECWTP	\$125,000	2006
6477	Batching Unit	ECWTP	\$42,000	2006
6478	Filter Media	NCWTP	\$53,800	2012
6479	Filter Media	NCWTP	\$53,800	2012
6480	Filter Media	NCWTP	\$53,800	2012
6481	Filter Media	NCWTP	\$53,800	2012
6482	Filter Media	NCWTP	\$53,800	2012
6483	Filter Media	NCWTP	\$53,800	2012
6484	Filter Media	NCWTP	\$317,300	2008
6485	Floor Covering	NCWTP	\$14,353	1992
6488	Roof	NCWTP	\$101,943	1992
6489	Roof	NCWTP	\$47,352	2006
6490	Roof	NCWTP	\$18,096	1992
6491	Information Sign	RCD	\$9,300	2011
6493	Playground equipment	RCD	\$22,500	2012
6500	Trunk Main	Trunk	\$1,801,300	1977
6501	Trunk Main	Trunk	\$183,198	2012
6503	Fencing	WRS	\$38,200	2011
6506	Fencing	WRS	\$9,200	2012
6507	Fencing	WRS	\$4,800	2012
6510	Roof	NCWTP	\$109,096	2008
6511	Walkway & Ladder	NCWTP	\$257,500	1992
6512	Filter	NCWTP	\$934,000	1992
6513	Switchboard	NCWTP	\$117,000	1992
6514	Pit	NCWTP	\$35,100	1992
6515	PF Correction	NCWTP	\$32,300	2006
6516	Switchboard	NCWTP	\$53,800	2006
6517	Switchboard	NCWTP	\$7,000	2003
6518	Switchboard	NCWTP	\$7,000	2003
6519	Switchboard	NCWTP	\$17,600	2006
6537	Motorised Control Valve	Reservoirs	\$12,900	2012
6538	Bulk Meter	Bulkflow	\$6,400	2012
6539	Bulk Meter	Bulkflow	\$11,900	2012
6540	Structure	Bulkflow	\$12,900	2012
6541	Trunk Main	Trunk	\$82,600	2012
6568	Bench	RCD	\$37,000	2012
6572	Trunk Main	Trunk	\$466,317	1972
6577	Bench	ECD	\$14,800	2006
6579	Trunk Main	Trunk	\$65,142	2012

Bulk Water Supply DSP

Asset ID	Description	Area	Value	Install year
6581	Trunk Main	Trunk	\$7,462	2012
6582	Trunk Main	Trunk	\$11,304	2012
6583	Trunk Main	Trunk	\$11,235	2012
6592	Auto-Valve	Reservoirs	\$8,600	2013
6593	Auto-Valve	Reservoirs	\$18,000	2013
6595	Trunk Main	Trunk	\$172,856	2006
6599	Septic Tank	RCD	\$46,500	2013
6607	DP Pressure Transmitter	NCWTP	\$5,800	1992
6608	DP Pressure Transmitter	NCWTP	\$5,800	1992
6609	DP Pressure Transmitter	NCWTP	\$5,800	1992
6610	DP Pressure Transmitter	NCWTP	\$5,800	1992
6611	DP Pressure Transmitter	NCWTP	\$5,800	1992
6612	DP Pressure Transmitter	NCWTP	\$5,800	1992
6613	Bulk Meter	Reservoirs	\$14,500	2013
6614	Bulk Meter	Reservoirs	\$8,200	2013
6615	Bulk Meter	Reservoirs	\$7,600	2013
6616	Bulk Meter	Reservoirs	\$8,200	2013
6617	Bulk Meter	NCWTP	\$20,300	2013
6618	Aerator	RCD	\$33,500	2012
6619	Valve	ECD	\$11,500	2013
6620	Air Extractor	NCWTP	\$32,600	2013
6621	Dry Feeder	NCWTP	\$14,000	2013
6622	Dry Feeder	NCWTP	\$14,000	2013
6623	Progressive Cavity	NCWTP	\$10,400	2013
6624	Progressive Cavity	NCWTP	\$10,400	2013
6625	SCADA	NCWTP	\$9,200	2013
6626	Oxygen Analyser	NCWTP	\$8,100	2013
6627	Oxygen Analyser	NCWTP	\$8,100	2013
6639	Unsealed Road	ECD	\$10,500	2013
6642	Services - Fire	NCWTP	\$84,000	2013
6643	PF Correction	NCWTP	\$33,600	2013
6644	PF Correction	RCD	\$11,000	2013
6645	UPS	NCWTP	\$37,700	2013
6646	Information Sign	WRS	\$8,000	2013
6647	Information Sign	WRS	\$1,000	2013
6650	Mixer	NCWTP	\$5,400	2006
6651	Safety Shower	NCWTP	\$2,700	2006
6652	Safety Shower	NCWTP	\$2,700	2006
6698	Trunk Main	Trunk	\$81,527	2013
6714	Pipework/Fitting	ECWTP	\$75,000	2006
6717	Filter Media	ECWTP	\$43,000	2006
6718	Filter Media	ECWTP	\$43,000	2006

Bulk Water Supply DSP

Asset ID	Description	Area	Value	Install year
6719	Auto-Valve	Reservoirs	\$16,000	2014
6739	Residual Current Device	WRS	\$5,000	2006
6740	Residual Current Device	WRS	\$5,000	2006
6741	Residual Current Device	WRS	\$5,000	2006
6742	Residual Current Device	WRS	\$10,000	2006
6743	Residual Current Device	WRS	\$10,000	2006
6744	Residual Current Device	WRS	\$10,000	2006
6745	Residual Current Device	RCD	\$3,000	1992
6746	Residual Current Device	RCD	\$3,000	1992
6755	Residual Current Device	ECWTP	\$5,000	2006
6762	Retaining Wall	Trunk	\$94,800	2013
6763	Trunk Main	Trunk	\$166,600	2014
6777	Hoist	NCWTP	\$150,800	2014
6778	Valve	NCWTP	\$4,800	2014
6779	Valve	NCWTP	\$4,800	2014
6780	Valve	NCWTP	\$4,800	2014
6781	Valve	NCWTP	\$4,800	2014
6782	Valve	NCWTP	\$4,800	2014
6783	Valve	NCWTP	\$4,800	2014
6784	Compressor	NCWTP	\$13,100	2014
6785	Anti-slip surface	RCD	\$57,000	2014
6786	Concrete Walking Track	RCD	\$71,900	2014
6788	Compressor	WRS	\$9,200	2014
6789	VSD	WRS	\$46,000	2014
6791	Bulk Meter	Reservoirs	\$11,900	2014
6792	Bulk Meter	Reservoirs	\$11,900	2014
6793	Auto-Valve	Reservoirs	\$15,800	2014
6794	Telemetry	Reservoirs	\$64,000	2014
6795	Fencing	ECD	\$8,500	2014
6805	Water Filling Station - Pipes	Reservoirs	\$8,900	2007
6809	Water Filling Station - Pipes	Fluoride	\$8,900	2007
6811	Water Filling Station - Pipes	Filling	\$12,000	2007
6812	Water Filling Station - Elec	Filling	\$4,000	2007
6813	Water Filling Station - Pipes	Filling	\$12,000	2007
6815	Water Filling Station - Pipes	Filling	\$12,000	2007
6817	Water Filling Station - Pipes	Filling	\$8,800	2007
6826	Water Filling Station - Elec	Reservoirs	\$6,000	2014
6828	Water Filling Station - Elec	Fluoride	\$6,000	2014
6830	Water Filling Station - Elec	Filling	\$6,000	2014
6831	Water Filling Station - Elec	Filling	\$4,000	2014
6832	Water Filling Station - Elec	Filling	\$4,000	2014
6834	Water Filling Station - Elec	Filling	\$4,000	2014

Bulk Water Supply DSP

Asset ID	Description	Area	Value	Install year
6836	Bulk Meter	Rechlorination	\$7,600	2014
6837	Bulk Meter	Reservoirs	\$7,600	2014
6838	Bulk Meter	Reservoirs	\$7,600	2014
6847	Trunk Main	Trunk	\$352,764	2014
6849	Trunk Main	Trunk	\$3,937,880	1982
6850	Trunk Main	Trunk	\$259,629	2014
6852	Trunk Main	Trunk	\$1,510,806	1972
6866	Trunk Main	Trunk	\$529,906	1977
6868	Trunk Main	Trunk	\$192,644	2014
6869	Trunk Main	Trunk	\$80,398	2014
6870	Trunk Main	Trunk	\$23,426	2014
6872	Rising Main	Trunk	\$1,167,480	2006
6877	Radio System	Carrington	\$7,500	2000
6879	Level Sensor	Reservoirs	\$4,300	2001
6880	Level Sensor	Reservoirs	\$4,300	2002
6881	Level Sensor	Reservoirs	\$4,300	2001
6882	Level Sensor	Reservoirs	\$4,300	2002
6883	Level Sensor	Rechlorination	\$3,800	1999
6884	Level Sensor	Reservoirs	\$3,800	2015
6886	Level Sensor	NCWTP	\$4,300	2013
6887	Level Sensor	Reservoirs	\$4,300	2014
6888	Level Sensor	Reservoirs	\$4,300	2014
6889	Level Sensor	Reservoirs	\$4,300	2002
6890	Level Sensor	Reservoirs	\$4,300	2009
6891	Level Sensor	Reservoirs	\$4,300	2007
6892	Level Sensor	Bulkflow	\$4,300	2005
6893	Level Sensor	Reservoirs	\$4,300	2006
6894	Level Sensor	Reservoirs	\$4,300	2003
6895	Level Sensor	Reservoirs	\$4,300	2006
6896	Level Sensor	Filling	\$4,300	2006
6898	Level Sensor	Reservoirs	\$4,300	2010
6899	Level Sensor	Reservoirs	\$4,300	2007
6900	Level Sensor	Reservoirs	\$4,300	2006
6901	Level Sensor	Reservoirs	\$4,300	2009
6902	Level Sensor	Bulkflow	\$4,300	2005
6903	Level Sensor	Reservoirs	\$4,300	2004
6904	Level Sensor	Reservoirs	\$4,300	2006
6905	Level Sensor	Rechlorination	\$3,800	2009
6909	UPS	NCWTP	\$6,500	2007
6911	Safety Shower	Rechlorination	\$2,700	2012
6913	Auto-Valve	Reservoirs	\$5,100	2003
6914	Telemetry	Reservoirs	\$13,000	2015

Bulk Water Supply DSP

Asset ID	Description	Area	Value	Install year
6916	Telemetry	Reservoirs	\$13,000	2015
6917	Telemetry	Reservoirs	\$13,000	2015
6918	Telemetry	Reservoirs	\$13,000	2015
6919	Telemetry	Reservoirs	\$13,000	2015
6920	Telemetry	Reservoirs	\$13,000	2015
6921	Telemetry	Fluoride	\$13,000	2015
6923	Telemetry	Reservoirs	\$13,000	2015
6924	Telemetry	Rechlorination	\$32,800	2015
6925	Telemetry	Reservoirs	\$13,000	2015
6926	Telemetry	Reservoirs	\$13,100	2015
6927	Telemetry	ECWTP	\$13,100	2015
6929	Telemetry	Reservoirs	\$13,000	2015
6930	Telemetry	Bulkflow	\$13,000	2015
6932	Telemetry	WRS	\$13,000	2015
6933	Telemetry	Reservoirs	\$13,000	2015
6934	Telemetry	Reservoirs	\$13,000	2015
6935	Telemetry	Pump Station	\$38,000	2015
6936	Telemetry	Reservoirs	\$19,000	2015
6939	Telemetry	NCWTP	\$13,100	2015
6940	Telemetry	Bulkflow	\$13,000	2015
6942	Telemetry	RCD	\$13,000	2015
6943	Telemetry	Filling	\$13,000	2015
6944	Telemetry	Reservoirs	\$13,000	2015
6945	Telemetry	Reservoirs	\$14,000	2015
6946	Telemetry	Carrington	\$3,200	2015
6947	Telemetry	Reservoirs	\$13,000	2015
6948	Telemetry	Reservoirs	\$19,000	2015
6949	Telemetry	Reservoirs	\$13,000	2015
6950	Telemetry	Reservoirs	\$13,000	2015
6951	Telemetry	Reservoirs	\$13,000	2015
6953	Telemetry	Filling	\$13,000	2015
6955	Telemetry	Reservoirs	\$13,000	2015
6956	Telemetry	Carrington	\$300,000	2015
6957	Telemetry	Telemetry	\$17,600	2015
6958	Sealed Road	Reservoirs	\$374,700	2015
6959	Reservoir	Reservoirs	\$2,555,000	2015
6960	Roof	Reservoirs	\$565,000	2015
6961	Walkway & Ladder	Reservoirs	\$135,000	2015
6962	Retaining Wall	Reservoirs	\$300,000	2015
6963	Power Supply and Cabling	Reservoirs	\$190,000	2015
6970	Bulk Meter	Reservoirs	\$18,000	2015
6971	Bulk Meter	Reservoirs	\$14,900	2015

Bulk Water Supply DSP

Asset ID	Description	Area	Value	Install year
6973	Bulk Meter	Reservoirs	\$19,100	2015
6974	Fencing	Reservoirs	\$78,400	2015
6975	Auto-Valve	Reservoirs	\$18,000	2015
6976	Auto-Valve	Reservoirs	\$5,100	2015
6977	Pit	Reservoirs	\$206,000	2015
6978	Pit	Reservoirs	\$345,000	2015
6979	Walkway & Ladder	Reservoirs	\$78,700	2015
6980	Walkway & Ladder	Reservoirs	\$78,700	2015
6981	Trunk Main	Trunk	\$281,877	2015
6982	Trunk Main	Trunk	\$68,400	2015
6983	Trunk Main	Trunk	\$241,780	2015
6984	Trunk Main	Trunk	\$136,240	2015
6986	Radio System	Telemetry	\$32,800	2015
6987	Walkway & Ladder	NCWTP	\$14,000	2015
6988	Walkway & Ladder	NCWTP	\$14,000	2015
6989	Bulk Meter	Reservoirs	\$8,200	2015
6992	Bulk Meter	Filling	\$6,400	2015
6994	Chlorine Analyser	NCWTP	\$13,500	2015
6995	Turbidity Analyser	NCWTP	\$10,000	2015
6996	Turbidity Analyser	NCWTP	\$10,000	2015
6997	Process Flow Meter	NCWTP	\$26,200	2015
6998	Telemetry	Bulkflow	\$13,000	2015
7000	Submersible Pump	NCWTP	\$19,800	2015
7001	Submersible Pump	NCWTP	\$19,800	2015
7002	Submersible Pump	NCWTP	\$17,200	2015
7003	Submersible Pump	NCWTP	\$17,200	2015
7004	Pipework/Fitting	ECWTP	\$16,200	2015
7005	Aerator	RCD	\$14,600	2015
7006	VSD	WRS	\$46,000	2015
7007	Dam	RCD	\$12,500	2015
7008	Fencing	RCD	\$3,300	2015
7012	Information Sign	WRS	\$29,000	2015
7013	Trunk Main	Trunk	\$2,080,800	2015
7014	Trunk Main	Trunk	\$1,752,207	2015
7018	Trunk Main	Trunk	\$94,803	2000
7019	Trunk Main	Trunk	\$103,645	2015
7052	Water Filling Station - Struct	Reservoirs	\$11,000	2007
7062	Floor Covering	RCD	\$13,501	1993
7064	Finishes & Fittings	RCD	\$94,380	1993
7091	Level Sensor	RCD	\$3,800	2015
7092	Surface Survey System	RCD	\$39,000	2015
7095	Switchboard	ECWTP	\$9,400	2013

Bulk Water Supply DSP

Asset ID	Description	Area	Value	Install year
7098	Information Sign	RCD	\$17,800	2013
7099	Finishes & Fittings	RCD	\$4,985	1993
7168	Scraper Rubbers	NCWTP	\$7,500	2016
7169	Scraper Rubbers	NCWTP	\$7,500	2016
7170	Scraper Rubbers	NCWTP	\$7,500	2016
7171	Scraper Rubbers	NCWTP	\$7,500	2016
7173	Centrifugal Pump	Pump Station	\$102,500	2016
7174	Centrifugal Pump	Pump Station	\$102,500	2016
7175	Motorised Control Valve	Reservoirs	\$15,000	2016
7176	Motorised Control Valve	Reservoirs	\$15,800	2016
7177	Bulk Meter	Reservoirs	\$14,900	2016
7178	Bulk Meter	Reservoirs	\$8,200	2016
7179	Cooling Fan	NCWTP	\$16,000	2017
7180	Building	Fluoride	\$37,069	2015
7181	Building	Reservoirs	\$32,432	2015
7182	Building	Fluoride	\$10,499	2015
7183	Building	Reservoirs	\$10,843	2015
7184	Power Supply and Cabling	Fluoride	\$86,000	2015
7185	Power Supply and Cabling	Reservoirs	\$70,000	2015
7186	Power Supply and Cabling	Fluoride	\$31,000	2015
7187	Power Supply and Cabling	Reservoirs	\$61,000	2015
7188	Power Supply and Cabling	Fluoride	\$156,600	2015
7189	Power Supply and Cabling	Reservoirs	\$118,000	2015
7190	Power Supply and Cabling	Fluoride	\$113,000	2015
7191	Power Supply and Cabling	Reservoirs	\$118,000	2016
7192	Fencing	Fluoride	\$12,300	2015
7193	Fencing	Fluoride	\$8,400	2015
7194	Fencing	Reservoirs	\$8,400	2015
7195	Fencing	Fluoride	\$7,700	2015
7196	Fencing	Reservoirs	\$7,700	2015
7197	Storage Tank	Fluoride	\$7,200	2015
7198	Storage Tank	Reservoirs	\$7,500	2015
7199	Storage Tank	Fluoride	\$14,000	2015
7200	Storage Tank	Fluoride	\$14,000	2015
7201	Storage Tank	Fluoride	\$16,000	2015
7202	Storage Tank	Fluoride	\$8,500	2015
7203	Storage Tank	Reservoirs	\$14,000	2015
7204	Storage Tank	Reservoirs	\$14,000	2015
7205	Storage Tank	Reservoirs	\$16,400	2015
7206	Storage Tank	Reservoirs	\$8,300	2015
7207	Storage Tank	Fluoride	\$16,000	2015
7208	Storage Tank	Reservoirs	\$17,000	2015

Bulk Water Supply DSP

Asset ID	Description	Area	Value	Install year
7209	Filter	Fluoride	\$1,000	2015
7210	Filter	Reservoirs	\$1,000	2015
7211	Pipework/Fitting	Fluoride	\$36,000	2015
7212	Pipework/Fitting	Reservoirs	\$13,000	2015
7213	Pipework/Fitting	Fluoride	\$14,000	2015
7214	Pipework/Fitting	Fluoride	\$122,000	2015
7215	Pipework/Fitting	Reservoirs	\$14,300	2015
7216	Pipework/Fitting	Reservoirs	\$20,000	2015
7217	Pipework/Fitting	Reservoirs	\$14,000	2015
7218	Pipework/Fitting	Reservoirs	\$20,000	2015
7219	Pipework/Fitting	Reservoirs	\$13,000	2015
7220	Pipework/Fitting	Reservoirs	\$12,700	2015
7221	Dry Feeder	Fluoride	\$14,000	2015
7222	Dry Feeder	Reservoirs	\$14,000	2015
7223	Dose Pump	Fluoride	\$7,400	2015
7224	Dose Pump	Fluoride	\$7,400	2015
7225	Dose Pump	Reservoirs	\$7,200	2015
7226	Dose Pump	Reservoirs	\$7,200	2015
7227	Dose Pump	Fluoride	\$7,200	2015
7228	Dose Pump	Reservoirs	\$7,500	2015
7229	Valve	Fluoride	\$500	2015
7230	Valve	Fluoride	\$500	2015
7231	Valve	Reservoirs	\$500	2015
7232	Valve	Reservoirs	\$500	2015
7233	Compressor	Fluoride	\$7,400	2015
7234	Compressor	Reservoirs	\$7,200	2015
7235	Switchboard	Fluoride	\$73,000	2015
7236	Switchboard	Fluoride	\$28,000	2015
7237	Switchboard	Reservoirs	\$72,000	2015
7238	Switchboard	Reservoirs	\$27,000	2016
7239	Switchboard	Fluoride	\$43,000	2015
7240	Switchboard	Fluoride	\$21,500	2015
7241	Switchboard	Reservoirs	\$42,000	2015
7242	Switchboard	Reservoirs	\$22,000	2015
7243	Centrifugal Pump	Fluoride	\$7,400	2015
7244	Centrifugal Pump	Reservoirs	\$7,200	2015
7246	Centrifugal Pump	Fluoride	\$7,200	2015
7247	Centrifugal Pump	Reservoirs	\$7,500	2015
7248	Centrifugal Pump	Reservoirs	\$7,500	2015
7249	Power Supply and Cabling	Fluoride	\$38,000	2015
7250	Power Supply and Cabling	Reservoirs	\$27,000	2015
7251	Power Supply and Cabling	Fluoride	\$28,000	2015

Bulk Water Supply DSP

Asset ID	Description	Area	Value	Install year
7252	Power Supply and Cabling	Reservoirs	\$29,000	2015
7253	Air Conditioner	Fluoride	\$7,400	2015
7254	Air Conditioner	Reservoirs	\$7,200	2015
7255	Air Conditioner	Fluoride	\$7,200	2015
7256	Air Conditioner	Reservoirs	\$7,500	2015
7257	Laboratory Equipment	Fluoride	\$14,000	2015
7258	Laboratory Equipment	Reservoirs	\$14,400	2015
7259	Laboratory Equipment	Fluoride	\$14,300	2015
7260	Laboratory Equipment	Reservoirs	\$15,000	2015
7261	SCADA	Fluoride	\$7,400	2015
7262	SCADA	Reservoirs	\$7,200	2015
7263	SCADA	Fluoride	\$7,200	2015
7264	SCADA	Reservoirs	\$7,500	2015
7265	Hoist	Fluoride	\$65,000	2015
7266	Hoist	Fluoride	\$47,000	2015
7267	Hoist	Fluoride	\$36,000	2015
7268	Hoist	Reservoirs	\$92,000	2015
7269	Hoist	Reservoirs	\$18,000	2015
7270	Hoist	Reservoirs	\$36,000	2015
7271	Laboratory Equipment	Fluoride	\$7,400	2015
7272	Laboratory Equipment	Reservoirs	\$7,200	2015
7273	Laboratory Equipment	Fluoride	\$7,200	2015
7274	Laboratory Equipment	Reservoirs	\$7,500	2015
7275	Pressure Reducing Valve	Fluoride	\$7,500	2015
7276	Process Flow Meter	Fluoride	\$7,600	2015
7277	Bulk Meter	Fluoride	\$20,300	2015
7278	Process Flow Meter	Reservoirs	\$7,600	2015
7279	Bulk Meter	Fluoride	\$7,600	2015
7280	Bulk Meter	Reservoirs	\$7,600	2015
7281	Pit	Fluoride	\$80,000	2015
7282	Safety Shower	Fluoride	\$2,700	2015
7283	Safety Shower	Reservoirs	\$2,700	2015
7284	Safety Shower	Fluoride	\$2,700	2015
7285	Safety Shower	Reservoirs	\$2,700	2015
7286	Sealed Road	Fluoride	\$64,000	2015
7287	Sealed Road	Reservoirs	\$20,000	2015
7288	Sealed Road	Fluoride	\$83,400	2015
7289	Unsealed Road	Reservoirs	\$126,000	2015
7290	Pipework/Fitting	Fluoride	\$22,000	2015
7291	Pipework/Fitting	Reservoirs	\$21,500	2015
7292	Pipework/Fitting	Fluoride	\$21,500	2015
7293	Pipework/Fitting	Reservoirs	\$22,000	2015

Bulk Water Supply DSP

Asset ID	Description	Area	Value	Install year
7294	Trolley	Fluoride	\$14,000	2015
7295	Trolley	Reservoirs	\$14,400	2015
7296	Vacuum Loader	Fluoride	\$22,000	2015
7297	Vacuum Loader	Reservoirs	\$21,500	2015
7298	Hopper	Fluoride	\$36,000	2015
7299	Hopper	Reservoirs	\$36,000	2015
7300	Fluoride Analyser	Fluoride	\$15,000	2015
7301	Fluoride Analyser	Reservoirs	\$15,000	2015
7302	Fluoride Analyser	Fluoride	\$15,000	2015
7303	Fluoride Analyser	Reservoirs	\$15,000	2015
7304	Water Softner	Fluoride	\$7,200	2015
7305	Water Softner	Reservoirs	\$7,500	2015
7306	CCTV	Fluoride	\$14,000	2015
7307	CCTV	Reservoirs	\$14,400	2015
7308	CCTV	Fluoride	\$14,300	2015
7309	CCTV	Reservoirs	\$15,100	2015
7310	Vacuum Loader	Fluoride	\$7,400	2015
7311	Vacuum Loader	Reservoirs	\$7,200	2015
7312	Chart Recorder	Fluoride	\$9,000	2015
7313	Chart Recorder	Reservoirs	\$9,000	2015
7314	Flow Switch	Fluoride	\$1,300	2015
7315	Flow Switch	Reservoirs	\$1,300	2015
7316	Flow Switch	Reservoirs	\$1,300	2015
7317	Flow Switch	Fluoride	\$1,300	2015
7318	Flow Switch	Reservoirs	\$1,300	2015
7319	Pit	Fluoride	\$28,000	2015
7323	Valve	Reservoirs	\$300	2015
7324	Valve	Fluoride	\$300	2015
7326	Pit	Reservoirs	\$10,800	2016
7327	Trunk Main	Trunk	\$110,160	2016
7328	Trunk Main	Trunk	\$303,280	2016
7332	Trunk Main	Trunk	\$371,998	2016
7345	Centrifugal Pump	Reservoirs	\$7,200	2015
7346	Centrifugal Pump	Fluoride	\$7,200	2015
7351	Valve	Fluoride	\$3,000	2015
7354	Centrifugal Pump	WRS	\$390,000	2016
7355	Chlorine Analyser	Rechlorination	\$13,500	2016
7356	Storage Tank	Rechlorination	\$3,200	2016
7357	Dose Pump	Rechlorination	\$5,400	2016
7358	Flow Switch	Rechlorination	\$2,600	2016
7359	Membrane	ECWTP	\$121,000	2016
7360	Chlorine Analyser	Reservoirs	\$13,500	2016

Bulk Water Supply DSP

Asset ID	Description	Area	Value	Install year
7361	Storage Tank	Reservoirs	\$8,600	2016
7362	Dose Pump	Reservoirs	\$5,600	2016
7363	Flow Switch	Reservoirs	\$1,300	2016
7364	Safety Shower	Reservoirs	\$2,700	2016
7365	Building	Reservoirs	\$2,713	2016
7366	Chlorine Analyser	Reservoirs	\$13,500	2016
7367	Storage Tank	Reservoirs	\$2,700	2016
7368	Dose Pump	Reservoirs	\$5,500	2016
7369	Flow Switch	Reservoirs	\$1,300	2016
7370	Safety Shower	Reservoirs	\$2,700	2016
7371	Building	Reservoirs	\$3,504	2016
7372	Dose Pump	NCWTP	\$16,200	2016
7373	Dose Pump	NCWTP	\$16,200	2016
7378	Switchboard	Pump Station	\$208,000	2016
7382	Batching Unit	NCWTP	\$48,300	2016
7383	Dose Pump	NCWTP	\$18,000	2016
7384	Dose Pump	NCWTP	\$18,000	2016
7385	Mixer	NCWTP	\$12,900	2006
7386	Sealed Road	RCD	\$38,070	2016
7387	Fencing	RCD	\$240	2016
7388	Fencing	RCD	\$10,350	2016
7391	RRCC-1 Pipe	RCD	\$8,000	2016
7392	Sealed Road	RCD	\$38,850	2016
7393	Bulk Meter	ECWTP	\$9,900	2016
7393	Storage Tank	NCWTP	\$9,900	2016
7394	Storage Tank	NCWTP	\$41,800	2016
7395	Storage Tank	NCWTP	\$34,000	2016
7396	Generator	NCWTP	\$148,500	2016
7397	Generator	NCWTP	\$272,400	2016
7398	Structural Tank	NCWTP	\$34,700	2016
7399	Stormwater Drainage	NCWTP	\$85,600	2016
7400	Walkway & Ladder	NCWTP	\$9,000	2016
7401	Fencing	NCWTP	\$7,300	2016
7402	Power Supply and Cabling	NCWTP	\$357,500	2016
7403	Switchboard	NCWTP	\$80,000	2016
7404	Structure	NCWTP	\$155,700	2016
7405	Switchboard	NCWTP	\$25,800	2016
7425	Dose Pump	NCWTP	\$18,000	2016
7426	Dose Pump	NCWTP	\$18,000	2016
7427	Pipework/Fitting	NCWTP	\$3,200	2016
7438	Structure	Reservoirs	\$53,000	2016
7439	Structure	Reservoirs	\$56,500	2016

Bulk Water Supply DSP

Asset ID	Description	Area	Value	Install year
7440	Radio System	Reservoirs	\$11,000	2016
7441	Radio System	Reservoirs	\$10,600	2016
7442	Fencing	Reservoirs	\$4,400	2016
7443	Radio System	NCWTP	\$11,000	2016
7444	Radio System	Telemetry	\$10,600	2016
7445	Valve	Fluoride	\$500	2017
7448	Trunk Main	Trunk	\$388,368	2017
7449	Bulk Meter	Reservoirs	\$7,600	2017
7452	Building	NCWTP	\$74,603	2017
7453	Centrifuge	NCWTP	\$98,100	2017
7454	Membrane	ECWTP	\$121,000	2017
7455	SCADA	ECWTP	\$100,000	2017
7456	SCADA	NCWTP	\$150,600	2017
7457	Pit	NCWTP	\$1,200	2017
7458	Pit	NCWTP	\$1,200	2017
7459	Pit	NCWTP	\$1,200	2017
7460	Pit	NCWTP	\$1,200	2017
7461	VSD	NCWTP	\$4,400	2017
7462	Power Supply and Cabling	NCWTP	\$16,400	2017
7464	Playground equipment	RCD	\$3,000	2009
7465	VSD	WRS	\$60,000	2008
7466	VSD	WRS	\$60,000	2008
7467	Structure	NCWTP	\$86,200	2007
7468	Pipework/Fitting	NCWTP	\$70,000	2004
7469	Pipework/Fitting	NCWTP	\$12,900	2004
7470	Structure	WRS	\$160,000	2005
7471	Structure	NCWTP	\$483,600	2007
7472	Pipework/Fitting	NCWTP	\$12,900	2004
7473	Pipework/Fitting	NCWTP	\$25,800	2007
7474	Pipework/Fitting	NCWTP	\$17,200	2004
7475	Structure	NCWTP	\$25,800	2007
7476	Pipework/Fitting	NCWTP	\$129,200	2007
7477	Mixer	NCWTP	\$12,900	2004
7478	Pipework/Fitting	NCWTP	\$375,900	2005
7479	Building	RCD	\$1,900	1950
7480	Pipework/Fitting	ECWTP	\$160,000	2005
7481	Pipework/Fitting	ECWTP	\$130,000	2005
7482	Pipework/Fitting	Reservoirs	\$225,000	2015
7483	Roof	Reservoirs	\$101,300	2003
7484	Pipework/Fitting	Reservoirs	\$45,500	2003
7486	Pipework/Fitting	Rechlorination	\$4,100	2012
7487	Pipework/Fitting	Reservoirs	\$3,000	2012

Bulk Water Supply DSP

Asset ID	Description	Area	Value	Install year
7489	Switchboard	Reservoirs	\$8,600	2010
7490	Fencing	Pump Station	\$12,800	1993
7491	Structure	Pump Station	\$150,000	1998
7492	Structure	Pump Station	\$32,000	1998
7493	Structure	Reservoirs	\$13,000	2014
7494	Hoist	Reservoirs	\$4,300	2012
7495	Pressure Reducing Valve	Reservoirs	\$5,100	2015
7499	Pipework/Fitting	Reservoirs	\$243,000	2004
7500	Pipework/Fitting	Reservoirs	\$45,000	2004
7505	Pipework/Fitting	Reservoirs	\$161,400	2004
7508	Pipework/Fitting	Reservoirs	\$249,900	2004
7510	Pipework/Fitting	Reservoirs	\$56,000	2004
7511	Pressure transmitter	NCWTP	\$1,350	2017
7512	Pressure transmitter	NCWTP	\$1,350	2017
7513	Pressure transmitter	NCWTP	\$1,350	2017
7514	Pressure transmitter	NCWTP	\$1,350	2017
7515	Pressure transmitter	NCWTP	\$1,350	2017
7516	Pressure transmitter	NCWTP	\$1,350	2017
7522	Air Dryer	ECWTP	\$11,400	2017
7527	Pressure Reducing Valve	Trunk	\$2,200	2017
7540	Air Dryer	ECWTP	\$3,600	2012
7541	Building	NCWTP	\$86,832	2017
7542	Unsealed Road	ECD	\$11,000	2017
7543	Water Filling Station - Struct	Filling	\$11,000	2017
7544	Water Filling Station - Pipes	Filling	\$12,000	2017
7545	Water Filling Station - Elec	Filling	\$6,000	2017
7546	Building	NCWTP	\$6,737	2017
7547	Centrifugal Pump	NCWTP	\$9,700	2017
7548	Centrifugal Pump	NCWTP	\$9,700	2017
7549	Centrifugal Pump	NCWTP	\$5,400	2017
7550	Switchboard	NCWTP	\$9,500	2017
7551	Pipework/Fitting	NCWTP	\$19,600	2017
7552	Process Flow Meter	NCWTP	\$6,400	2017
7555	Trunk Main	Trunk	\$176,343	2017
7558	Trunk Main	Trunk	\$115,542	2017
7559	Trunk Main	Trunk	\$230,736	1996
7561	Trunk Main	Trunk	\$119,865	2017
7562	Services - Hydraulics	NCWTP	\$100,474	1992
7563	Roof	Rechlorination	\$9,890	2004
7564	Services - Electrical	Reservoirs	\$932	2016
7569	Sub-Structure	ECWTP	\$165,518	2006
7571	Services - Electrical	RCD	\$2,623	2006

Bulk Water Supply DSP

Asset ID	Description	Area	Value	Install year
7572	Roof	ECWTP	\$2,252	2006
7575	Sub-Structure	Rechlorination	\$5,872	2004
7576	Services - Hydraulics	Reservoirs	\$2,237	2015
7578	Services - Hydraulics	NCWTP	\$9,618	2006
7586	Roof	Reservoirs	\$5,196	1995
7587	Services - Electrical	Reservoirs	\$11,326	2015
7589	Sub-Structure	NCWTP	\$28,115	2006
7590	Roof	NCWTP	\$29,588	1992
7597	Sub-Structure	Fluoride	\$22,359	2015
7598	Services - Hydraulics	Fluoride	\$7,649	2015
7600	Services - Mechanical	ECWTP	\$683	2006
7603	Services - Mechanical	WRS	\$3,041	2008
7604	Services - Electrical	ECWTP	\$795	2006
7605	Services - Electrical	Reservoirs	\$3,787	2015
7607	Services - Hydraulics	Rechlorination	\$2,009	2004
7610	Services - Hydraulics	ECWTP	\$70,936	2006
7611	Roof	ECWTP	\$14,343	2006
7613	Sub-Structure	ECWTP	\$12,165	2006
7615	Services - Electrical	Pump Station	\$24,305	1986
7618	Services - Fire	NCWTP	\$4,784	1992
7620	Services - Hydraulics	ECWTP	\$4,162	2006
7621	Sub-Structure	NCWTP	\$6,011	2004
7623	Services - Electrical	ECWTP	\$7,043	2006
7624	Services - Electrical	ECWTP	\$10,587	2006
7625	Services - Electrical	Reservoirs	\$1,528	1995
7626	Roof	Fluoride	\$36,481	2015
7629	Services - Mechanical	Fluoride	\$344	2015
7630	Services - Electrical	ECWTP	\$137,618	2006
7631	Services - Electrical	Reservoirs	\$1,204	2016
7633	Services - Hydraulics	NCWTP	\$22,160	2008
7635	Services - Mechanical	ECWTP	\$9,458	2006
7638	Roof	Reservoirs	\$32,947	2015
7640	Roof	NCWTP	\$9,969	2004
7641	Services - Hydraulics	Reservoirs	\$6,692	2015
7642	Roof	Reservoirs	\$37,084	2015
7643	Services - Mechanical	Fluoride	\$1,177	2015
7645	Services - Electrical	Fluoride	\$12,945	2015
7647	Services - Electrical	NCWTP	\$3,519	2004
7648	Services - Fire	ECWTP	\$9,458	2006
7651	Services - Hydraulics	Fluoride	\$2,237	2015
7654	Sub-Structure	Reservoirs	\$1,611	2016
7656	Services - Hydraulics	Reservoirs	\$551	2016

Bulk Water Supply DSP

Asset ID	Description	Area	Value	Install year
7657	Services - Electrical	NCWTP	\$170,033	1992
7658	Sub-Structure	NCWTP	\$83,728	1992
7659	Services - Hydraulics	Reservoirs	\$712	2016
7660	Finishes & Fittings	NCWTP	\$45,452	1992
7661	Roof	Pump Station	\$70,706	1986
7662	Services - Hydraulics	WRS	\$19,766	2008
7663	Sub-Structure	Reservoirs	\$19,562	2015
7664	Services - Electrical	NCWTP	\$16,277	2006
7665	Sub-Structure	Reservoirs	\$6,540	2015
7667	Services - Hydraulics	Reservoirs	\$7,533	2015
7671	Sub-Structure	ECWTP	\$1,358	2006
7673	Sub-Structure	NCWTP	\$10,752	1992
7674	Structure	Reservoirs	\$3,449	2016
7675	Services - Hydraulics	NCWTP	\$35,883	1992
7676	Services - Electrical	WRS	\$33,451	2008
7678	Services - Mechanical	NCWTP	\$4,784	1992
7679	Roof	NCWTP	\$2,200	2017
7681	Services - Hydraulics	ECWTP	\$5,806	2006
7684	Roof	RCD	\$7,431	2006
7686	Sub-Structure	NCWTP	\$1,300	2017
7687	Sub-Structure	RCD	\$4,480	2006
7688	Services - Electrical	NCWTP	\$64,590	1992
7689	Sub-Structure	WRS	\$57,778	2008
7690	Services - Electrical	NCWTP	\$5,245	1992
7691	Sub-Structure	NCWTP	\$17,581	1992
7693	Services - Electrical	Rechlorination	\$3,400	2004
7694	Sub-Structure	Reservoirs	\$3,133	1995
7695	Services - Mechanical	Reservoirs	\$344	2015
7697	Structure	Reservoirs	\$2,670	2016
7698	Services - Electrical	NCWTP	\$37,502	2008
7701	Services - Hydraulics	Pump Station	\$14,362	1986
7702	Roof	Fluoride	\$11,015	2015
7703	Services - Electrical	NCWTP	\$8,576	1992
7704	Finishes & Fittings	ECWTP	\$89,852	2006
7705	Sub-Structure	Pump Station	\$41,981	1986
7709	Sub-Structure	NCWTP	\$293,694	1992
7711	Sub-Structure	Reservoirs	\$2,080	2016
7712	Services - Electrical	Fluoride	\$3,787	2015
7713	Roof	Reservoirs	\$10,671	2015
7715	Roof	ECWTP	\$20,489	2006
7716	Sub-Structure	NCWTP	\$64,776	2008
7719	Sub-Structure	ECWTP	\$14,002	2006

Bulk Water Supply DSP

Asset ID	Description	Area	Value	Install year
7721	Sub-Structure	Fluoride	\$6,540	2015
7724	VSD	NCWTP	\$28,400	2017
7727	Trunk Main	Trunk	\$60,817	2017
7728	Auto-Valve	Reservoirs	\$21,200	2017
7729	Level Sensor	Reservoirs	\$4,300	2017
7730	Float Switch	Reservoirs	\$1,500	2017
7731	Level Sensor	Reservoirs	\$4,300	2017
7732	Float Switch	Reservoirs	\$1,500	2017
7733	Air Dryer	ECWTP	\$3,600	2017
7734	PLC	NCWTP	\$20,000	2005
7735	PLC	NCWTP	\$40,000	2005
7736	PLC	NCWTP	\$40,000	2005
7737	PLC	NCWTP	\$40,000	2008
7738	PLC	NCWTP	\$40,000	2005
7739	PLC	NCWTP	\$40,000	2005
7740	PLC	NCWTP	\$40,000	2005
7741	PLC	NCWTP	\$40,000	2005
7742	PLC	NCWTP	\$40,000	2005
7743	Turbidity Analyser	NCWTP	\$10,000	2009
7744	Turbidity Analyser	NCWTP	\$10,000	2009
7745	Turbidity Analyser	NCWTP	\$10,000	2009
7746	Turbidity Analyser	NCWTP	\$10,000	2009
7747	Turbidity Analyser	NCWTP	\$10,000	2009
7748	Turbidity Analyser	NCWTP	\$10,000	2009
7749	Turbidity Analyser	NCWTP	\$10,000	2017
7750	Turbidity Analyser	NCWTP	\$10,000	2017
7751	Turbidity Analyser	NCWTP	\$10,000	2017
7752	Turbidity Analyser	NCWTP	\$10,000	2017
7754	Turbidity Analyser	NCWTP	\$10,000	2017
7760	Roof	NCWTP	\$104,264	1992
7766	Valve	ECWTP	\$500	2006
7767	Valve	ECWTP	\$500	2006
7768	Valve	ECWTP	\$500	2006
7769	Valve	ECWTP	\$500	2006
7770	Valve	ECWTP	\$500	2006
7771	Valve	ECWTP	\$500	2006
7772	Pressure transmitter	ECWTP	\$5,800	2006
7773	Pressure transmitter	ECWTP	\$5,800	2006
7774	Pressure transmitter	ECWTP	\$5,800	2006
7775	Pressure transmitter	ECWTP	\$5,800	2006
7776	Pressure transmitter	ECWTP	\$5,800	2006
7777	Pressure transmitter	ECWTP	\$5,800	2006

Bulk Water Supply DSP

Asset ID	Description	Area	Value	Install year
7778	Pressure transmitter	ECWTP	\$5,800	2006
7779	Pressure transmitter	ECWTP	\$5,800	2006
7780	Pressure transmitter	ECWTP	\$5,800	2006
7781	Pressure transmitter	ECWTP	\$5,800	2006
7782	Pressure transmitter	ECWTP	\$5,800	2006
7783	Pressure transmitter	ECWTP	\$5,800	2006
7784	Tank Liner	ECWTP	\$40,000	2006
7785	Tank Liner	ECWTP	\$30,000	2006
7786	Tank Liner	ECWTP	\$30,000	2006
7789	Ozone Analyser	NCWTP	\$15,000	2017
7790	Ozone Analyser	NCWTP	\$15,000	2017
7791	Ozone Analyser	NCWTP	\$15,000	2017
7792	Ozone Analyser	ECWTP	\$15,000	2017
7793	Ozone Analyser	ECWTP	\$15,000	2017
7794	Trunk Main	Trunk	\$598,720	2018
7810	Walkway & Ladder	Reservoirs	\$10,600	2018
7812	Walkway & Ladder	Reservoirs	\$10,800	2018
7852	Structure	RCD	\$187,300	2018
7855	Structure	ECWTP	\$135,000	2017
7856	Structure	ECWTP	\$70,000	2017
7857	Radio System	ECWTP	\$26,000	2017
7858	Radio System	Reservoirs	\$31,600	2017
7859	Radio System	Reservoirs	\$32,900	2017
7860	Radio System	Bulkflow	\$31,300	2017
7861	Radio System	Bulkflow	\$35,800	2017
7862	Radio System	Reservoirs	\$44,700	2017
7863	Radio System	Reservoirs	\$40,100	2017
7865	Radio System	Reservoirs	\$44,700	2017
7866	Radio System	Telemetry	\$34,700	2017
7867	Radio System	Reservoirs	\$7,500	2017
7868	Radio System	NCWTP	\$7,500	2017
7869	Membrane	ECWTP	\$121,000	2018
7871	Door	Pump Station	\$4,929	2017
7872	Pressure Reducing Valve	Trunk	\$5,100	2018
7873	Trunk Main	Trunk	\$43,355	2018
7876	Sealed Road	NCWTP	\$54,500	2018
7877	Information Sign	RCD	\$580	2018
7878	Information Sign	RCD	\$580	2018
7879	Information Sign	RCD	\$580	2018
7880	Information Sign	RCD	\$580	2018
7881	Information Sign	RCD	\$3,500	2018
7882	Information Sign	RCD	\$3,500	2018

Bulk Water Supply DSP

Asset ID	Description	Area	Value	Install year
7883	Hazard Sign	RCD	\$1,000	2018
7884	Information Sign	RCD	\$5,600	2018
7885	Hazard Sign	RCD	\$1,000	2018
7886	Hazard Sign	RCD	\$1,000	2018
7887	Hazard Sign	RCD	\$1,000	2018
7888	Hazard Sign	RCD	\$1,000	2018
7889	Hazard Sign	RCD	\$1,000	2018
7890	Hazard Sign	RCD	\$1,000	2018
7891	Hazard Sign	RCD	\$1,000	2018
7892	Hazard Sign	RCD	\$1,000	2018
7893	Hazard Sign	RCD	\$1,000	2018
7894	Hazard Sign	RCD	\$1,000	2018
7895	Hazard Sign	RCD	\$1,000	2018
7896	Information Sign	RCD	\$12,300	2018
7897	Information Sign	RCD	\$14,300	2018
7898	Information Sign	RCD	\$8,500	2018
7899	Information Sign	RCD	\$5,600	2018
7900	Fencing	RCD	\$3,000	2018
7901	Fencing	RCD	\$3,300	2018
7902	Fencing	RCD	\$9,000	2018
7903	Gate	RCD	\$2,900	2018
7904	Gate	RCD	\$2,900	2018
7905	Gate	RCD	\$4,100	2018
7906	Bollard	RCD	\$25,000	2018
7907	Sealed Road	RCD	\$282,150	2018
7908	Linemarking	RCD	\$10,200	2018
7909	Stormwater Drainage	RCD	\$62,800	2018
7910	Sealed Road	RCD	\$15,000	2018
7911	Sealed Road	RCD	\$9,792	2018
7912	Grass Cell Carpark	RCD	\$186,300	2018
7913	Unsealed Road	RCD	\$11,250	2018
7914	Unsealed Road	RCD	\$6,930	2018
7915	Stormwater Drainage	RCD	\$4,300	2018
7916	Stormwater Drainage	RCD	\$4,300	2018
7917	Stormwater Drainage	RCD	\$3,600	2018
7918	Stormwater Drainage	RCD	\$3,600	2018
7919	Stormwater Drainage	RCD	\$3,400	2018
7920	Stormwater Drainage	RCD	\$3,400	2018
7921	Stormwater Drainage	RCD	\$3,400	2018
7922	Stormwater Drainage	RCD	\$18,900	2018
7923	Stormwater Drainage	RCD	\$11,600	2018
7924	Stormwater Drainage	RCD	\$3,400	2018

Bulk Water Supply DSP

Asset ID	Description	Area	Value	Install year
7925	Stormwater Drainage	RCD	\$4,400	2018
7926	Riprap	RCD	\$1,500	2018
7927	Landscaping	RCD	\$37,700	2018
7928	Concrete Walking Track	RCD	\$73,500	2018
7929	Landscaping	RCD	\$165,300	2018
7930	Landscaping	RCD	\$13,000	2018
7931	Landscaping	RCD	\$10,100	2018
7932	Landscaping	RCD	\$10,100	2018
7933	Landscaping	RCD	\$10,100	2018
7934	Landscaping	RCD	\$10,100	2018
7935	Landscaping	RCD	\$15,900	2018
7936	Landscaping	RCD	\$27,800	2018
7937	Building	RCD	\$16,977	2018
7938	Services - Electrical	RCD	\$90,500	2018
7939	Reticulation Main	RCD	\$5,755	2018
7942	Stormwater Drainage	NCWTP	\$25,000	2018
7943	Stormwater Drainage	NCWTP	\$15,200	2018
7951	Trunk Main	Trunk	\$4,550	2018
7961	Trunk Main	Trunk	\$5,895	2018
7962	Filter Media	NCWTP	\$26,000	2009
7963	Filter Media	NCWTP	\$26,000	2009
7964	Filter Media	NCWTP	\$26,000	2009
7975	Trunk Main	Trunk	\$156,529	2018
8005	Switchboard	NCWTP	\$63,800	2019
8006	Tank Liner	WRS	\$40,000	2002
8007	Chlorine Analyser	ECWTP	\$13,500	2019
8009	Trunk Main	Trunk	\$297,881	2019
8013	Trunk Main	Trunk	\$137,110	2019
8021	Pressure Reducing Valve	Trunk	\$18,000	2019
8022	Pit	Trunk	\$32,000	2019
8023	Pit	Trunk	\$32,000	2019
8037	Hoist	ECD	\$5,100	2019
8038	Hoist	ECD	\$23,400	2019
8039	Hoist	ECD	\$20,500	2019
8040	Trunk Main	Trunk	\$311,558	2019
8041	Pit	Trunk	\$32,000	2019
8049	Ramp-Grid	WRS	\$7,600	2019
8050	Ramp-Grid	WRS	\$7,600	2019
8052	Trunk Main	Trunk	\$3,361,380	2019
8053	Trunk Main	Trunk	\$183,931	2019
8054	Trunk Main	Trunk	\$183,936	2019
8056	Walkway & Ladder	ECD	\$27,400	2019

Bulk Water Supply DSP

Asset ID	Description	Area	Value	Install year
8057	Walkway & Ladder	ECD	\$18,300	2019
8058	Walkway & Ladder	ECD	\$45,600	2019
8060	Bulk Meter	Reservoirs	\$14,500	2019
8061	Compressor	ECWTP	\$8,200	2019
8062	Mixer	NCWTP	\$13,700	2018
8923	Unsealed Road	Trunk	\$82,100	2020
8924	Unsealed Road	Reservoirs	\$13,000	2020
8925	Gate	Reservoirs	\$1,500	2020
8958	Pontoon Bridge	ECD	\$30,700	2019
8959	Unformed track	ECD	\$14,500	2019
8960	Playground equipment	RCD	\$27,200	2020
8961	Playground equipment	RCD	\$27,200	2020
8964	Gate	ECD	\$3,000	2001
8965	Roof	NCWTP	\$2,422	2020
8966	Building	NCWTP	\$8,226	2020
8967	Building	NCWTP	\$6,167	2020
8968	Building	Reservoirs	\$10,728	2020
8969	Building	Fluoride	\$10,728	2020
8971	Building	NCWTP	\$4,482	2020
8972	Process Flow Meter	ECWTP	\$11,900	2020
8973	Storage Tank	NCWTP	\$29,700	2020
8974	Water Filling Station - Struct	Reservoirs	\$63,800	2007
8975	Water Filling Station - Struct	Filling	\$63,800	2007
8976	Walkway & Ladder	Reservoirs	\$98,000	2020
8977	Auto-Valve	Reservoirs	\$40,000	2004
8978	Strain gauge	ECWTP	\$17,900	2020
8979	Mixer	NCWTP	\$13,700	2020
8980	Centrifugal Pump	NCWTP	\$19,200	2011
8981	Dose Pump	NCWTP	\$16,600	2020
8982	Dose Pump	NCWTP	\$16,600	2020
8983	Compressor	NCWTP	\$9,800	2020
8984	Bench	RCD	\$2,600	2020
8985	Ozone Analyser	NCWTP	\$7,400	2020
8986	Ozone Analyser	NCWTP	\$7,400	2020
8987	Ozone Analyser	NCWTP	\$7,400	2020
8988	Ozone Analyser	NCWTP	\$7,400	2020
8997	Solar	ECD	\$8,400	2020
8998	Solar	ECD	\$103,000	2020
8999	Solar	Reservoirs	\$143,300	2020
9000	Ozone Destructor	NCWTP	\$87,800	2020
9001	Switchboard	NCWTP	\$12,400	2020
9002	Blower	NCWTP	\$12,400	2020

Bulk Water Supply DSP

Asset ID	Description	Area	Value	Install year
9003	Dose Pump	NCWTP	\$45,700	2020
9004	Valve	NCWTP	\$3,700	2020
9005	Valve	NCWTP	\$3,700	2020
9006	Pipework/Fitting	NCWTP	\$37,100	2020
9007	Static Mixer	NCWTP	\$6,200	2020
9008	Pipework/Fitting	NCWTP	\$18,500	2020
9009	Power Supply and Cabling	NCWTP	\$26,400	2020
9010	Ozone Destructor	ECD	\$91,000	2020
9011	Ozone Generator	ECD	\$61,000	2020
9012	Ozone Analyser	ECD	\$17,500	2020
9013	Oxygen Receiver	ECD	\$22,500	2020
9014	Structure	NCWTP	\$1,225,400	2020
9015	Structure	NCWTP	\$912,900	2020
9016	Structure	NCWTP	\$452,400	2020
9017	Structure	NCWTP	\$157,200	2020
9018	Structure	NCWTP	\$199,500	2020
9020	Structure	NCWTP	\$79,900	2020
9021	Services - Electrical	NCWTP	\$109,800	2020
9022	Fencing	NCWTP	\$9,600	2020
9023	Drilled Bore	NCWTP	\$101,200	2020
9024	Bulk Meter	ECWTP	\$9,900	2020
9026	Power Supply and Cabling	RCD	\$3,400	2020
9027	Power Supply and Cabling	RCD	\$3,400	2020
9028	Power Supply and Cabling	Reservoirs	\$3,400	2020
9029	Power Supply and Cabling	Reservoirs	\$3,400	2020
9032	Information Sign	RCD	\$26,700	2020
9033	Information Sign	WRS	\$21,200	2020
9035	Trunk Main	Trunk	\$685,440	1968
9036	Trunk Main	Trunk	\$11,964	2020
9037	Trunk Main	Trunk	\$114,240	2020
9038	Actuator	WRS	\$2,500	2007
9039	Actuator	WRS	\$2,500	2007
9040	Actuator	WRS	\$2,500	2007
9041	Information Sign	RCD	\$10,000	2020
9100	Structural Tank	NCWTP	\$60,700	2021
9101	Structural Tank	NCWTP	\$60,000	2021
9102	Walkway & Ladder	ECD	\$56,800	2021
9103	Laboratory Equipment	ECWTP	\$6,400	2021
9104	Process Flow Meter	NCWTP	\$4,000	2021
9105	Turbidity Analyser	NCWTP	\$10,000	2021
9106	Turbidity Analyser	NCWTP	\$10,000	2021
9107	Process Flow Meter	NCWTP	\$9,600	2020

Bulk Water Supply DSP

Asset ID	Description	Area	Value	Install year
9108	Centrifugal Pump	NCWTP	\$176,600	2021
9109	Centrifugal Pump	NCWTP	\$176,600	2021
9110	Centrifugal Pump	NCWTP	\$176,600	2021
9111	Centrifugal Pump	NCWTP	\$176,600	2021
9112	Bulk Meter	Reservoirs	\$11,900	2020
9113	Bulk Meter	Reservoirs	\$11,900	2020
9114	Bulk Meter	Reservoirs	\$14,500	2020
9115	Bulk Meter	NCWTP	\$33,000	2010
9117	Ozone Generator	ECWTP	\$24,100	2020
9118	Power Supply and Cabling	NCWTP	\$250,800	2020
9200	Valve	NCWTP	\$17,600	2021
9201	Valve	NCWTP	\$17,600	2021
9202	Valve	NCWTP	\$17,600	2021
9203	Valve	NCWTP	\$17,600	2021
9204	Power Supply and Cabling	NCWTP	\$115,500	2021
9205	Switchboard	NCWTP	\$217,300	2021
9206	VSD	NCWTP	\$35,700	2021
9207	VSD	NCWTP	\$35,700	2021
9208	VSD	NCWTP	\$35,700	2021
9209	VSD	NCWTP	\$35,700	2021
9210	Roof	NCWTP	\$34,956	2021
9211	Floor Covering	NCWTP	\$26,217	2021
9212	Pit	NCWTP	\$28,900	2021
9213	UPS	NCWTP	\$35,100	2021
9214	Air Conditioner	NCWTP	\$4,612	2021
9215	Power Supply and Cabling	NCWTP	\$190,100	2021
9216	PLC	NCWTP	\$30,200	2021
9218	Trunk Main	Trunk	\$37,620	2021
9219	Trunk Main	Trunk	\$12,149,500	2021
9220	Trunk Main	Trunk	\$13,209,000	2021
9223	Trunk Main	Trunk	\$36,608	2021
9236	PLC	NCWTP	\$34,900	2021
9237	PLC	NCWTP	\$34,900	2021
9246	Air Receiver	WRS	\$24,800	2008
9420	Fire service	NCWTP	\$7,500	1992

Table 7: Future capital works included in the capital charge (2022 \$'000)

Year/Project	ILOS	New asset	Renewal	2022	2023	2024	2025	2026	2027	2028	2029	2030	2031	2032	2033	2034	2035	2036	2037	2038	2039	2040	2041	2042
Trunk																								
Broadwater 150 Upgrade (250mm Pipe)		45%	55%	600	588			554																
Byron 200 - Mains Renewal (375mm Pipe)		25%	75%	50		606																		
Converys Lane 150 - Mains Renewal			100%																					
Coraki 225 - Mains Renewal			100%	250		240		5,312																
Valve Replacement			100%	72	59	48		48		48		48		48										
Knockrow 450		15%	85%							133				7,067										
Ross St 375 Main			100%		118																			
St Helena 300/600 Mains Renewal /Augmentation		50%	50%	11,338	3,094																			
St Helena 300 Upgrade - St Helena 375		25%	75%				335			7,104														
St Helena 525 Corrosion Repairs			100%	739																				
St Helena 525 Wilsons River Crossing Remediation			100%		49																			
Instruments - Distribution			100%	5	6	6	6	6	5	7	6	6	6	6										
ICS - Wyreema Repeater		25%	75%								44													
Rocky Creek Dam																								
RCD - Installation of Catchment Signage (Regulatory/Information)			100%										25											
RCD - Destratification System			100%	340	81																			
RCD - Installation of New Catchment Gate		100%																						
Emigrant Creek Dam																								
ECD - Visitor Signage Renewal/Installation of Catchment Signage (Regulatory/Information)			100%		15	14							17											
ECD - Destratification System			100%		29	254																		
ECD - Renewal of Park Furniture and Boardwalks			100%		15	14																		
ECD - Outflow Monitoring/Causeway		100%				154																		
ECD - Spilway Security Improvements			100%	10																				
Wilsons River Source																								
WRS - Low Lift Switchboard Modifications and Shielding			100%		49		283																	
WRS - Howards Grass High Level Pump Station PLC			100%					139																
WRS - Howards Grass High Level Pump Station VSD			100%					314																
WRS - Howards Grass High Level Pump Station Switchboards			100%					139																
WRS - Howards Grass High Level Pump Station Ventilation Fan			100%					69																
WRS - Low Level Pump Station Vacuum Pump			100%					27																
WRS - Low Level Pump Station Backblast Compressor and Filters			100%					58																
WRS - Upgrade of Buffer Zone/Park Access Roads		100%																						
Existing Groundwater																								

Year/Project	ILOS	New asset	Renewal	2022	2023	2024	2025	2026	2027	2028	2029	2030	2031	2032	2033	2034	2035	2036	2037	2038	2039	2040	2041	2042
Emigrant Creek WTP Service Water		100%			34																			
Emigrant Creek WTP Site Services		100%			20																			
Emigrant Creek WTP Steel Tanks			100%	125																				
Emigrant Creek WTP Sludge			100%				55																	
Emigrant Creek WTP Sludge		50%	50%							44														
Emigrant Creek WTP Treated Water			100%						11															
Instruments and Minor Items - ECWTP			100%	22	22	22	22	22	22	22	22	22	22	22										
Buildings																								
Workplace Consolidation		100%		7,488	1,066	2,115																		
ICT																								
Indoor Staff Salaries Capitalised			100%	443	421	421	361	349	317	297	297	297	297	297										
Future Water Project year 11-30																								
Stage 3 design, documentation, approvals, project management		100%																	1,934	2,062	243	238		
Stage 3 land acquisition		100%																		5,292				
Stage 3 construction		100%																			21,148	20,734		
Total new assets and renewals				31,690	20,663	33,890	31,173	24,478	14,082	31,502	10,835	1,965	3,170	8,917					1,934	7,354	21,391	20,972		

Works to improve levels of service (ILOS) are not included in the developer charge calculation.

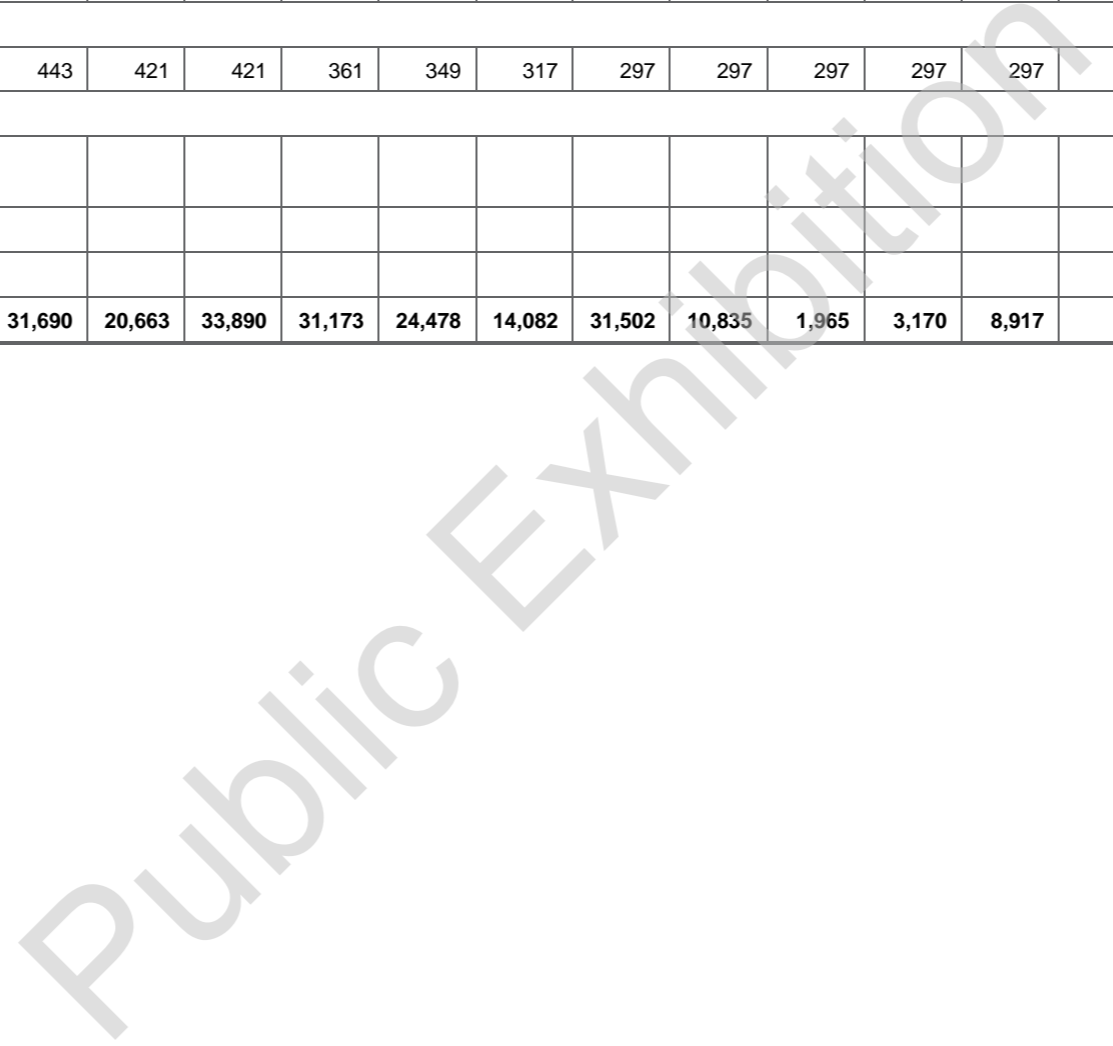


Table 8: Capital charge calculation (2022 \$)

Year	Total ET	New ET	Capital Cost	Effective capital cost serving post 1996 ETs	PV Factor @3%	PV Factor @ 5%	PV pre 1996 assets @ 3%	PV post 1996 assets @ 5%	PV New ETs for pre 1996 assets (@3%)	PV New ETs for post 1996 assets (@5%)
1996	43,694	1179	\$279,810	\$142,907	1.00	1.00	\$142,907		1179	1179
1997	44,889	1195	\$758	\$387	0.97	0.95		\$369	1160	1138
1998	46,068	1179	\$6,259	\$3,197	0.94	0.91		\$2,899	1112	1070
1999	47,232	1164	\$58	\$30	0.92	0.86		\$26	1065	1005
2000	48,380	1148	\$4,848	\$2,476	0.89	0.82		\$2,037	1020	945
2001	49,513	1133	\$276	\$141	0.86	0.78		\$110	977	888
2002	50,631	1118	\$3,980	\$2,033	0.84	0.75		\$1,517	936	834
2003	51,733	1102	\$524	\$268	0.81	0.71		\$190	896	783
2004	52,820	1087	\$1,346	\$688	0.79	0.68		\$465	858	736
2005	53,892	1072	\$3,455	\$1,764	0.77	0.64		\$1,137	821	691
2006	54,948	1056	\$23,093	\$11,794	0.74	0.61		\$7,241	786	648
2007	55,988	1041	\$2,289	\$1,169	0.72	0.58		\$683	752	608
2008	57,014	1025	\$60,095	\$30,692	0.70	0.56		\$17,090	719	571
2009	58,024	1010	\$2,379	\$1,215	0.68	0.53		\$644	688	536
2010	59,018	995	\$1,332	\$680	0.66	0.51		\$344	658	502
2011	59,997	979	\$6,033	\$3,081	0.64	0.48		\$1,482	628	471
2012	60,961	964	\$1,536	\$785	0.62	0.46		\$359	601	442
2013	61,910	948	\$644	\$329	0.61	0.44		\$143	574	414
2014	62,843	933	\$1,655	\$845	0.59	0.42		\$351	548	388
2015	63,760	918	\$14,389	\$7,349	0.57	0.40		\$2,908	523	363
2016	64,663	902	\$3,731	\$1,906	0.55	0.38		\$718	500	340
2017	65,549	887	\$2,411	\$1,231	0.54	0.36		\$442	477	318
2018	66,421	871	\$2,507	\$1,280	0.52	0.34		\$438	455	298
2019	67,277	856	\$4,890	\$2,498	0.51	0.33		\$813	434	279
2020	68,118	841	\$4,919	\$2,512	0.49	0.31		\$779	414	261
2021	68,943	825	\$27,313	\$13,949	0.48	0.30		\$4,119	394	244
2022	69,753	810	\$31,690	\$16,185	0.46	0.28		\$4,552	376	228
2023	70,547	795	\$20,663	\$10,553	0.45	0.27		\$2,827	358	213
2024	71,326	779	\$33,890	\$17,309	0.44	0.26		\$4,415	341	199
2025	72,090	764	\$31,173	\$15,921	0.42	0.24		\$3,868	324	186
2026	72,838	748	\$24,478	\$12,502	0.41	0.23		\$2,893	308	173
2027	73,571	733	\$14,082	\$7,192	0.40	0.22		\$1,585	293	162
2028	74,289	718	\$31,502	\$16,089	0.39	0.21		\$3,377	279	151
2029	74,991	702	\$10,835	\$5,534	0.38	0.20		\$1,106	265	140
2030	75,678	687	\$1,965	\$1,003	0.37	0.19		\$191	251	131
2031	76,349	671	\$3,170	\$1,619	0.36	0.18		\$293	239	122
2032	77,005	656	\$8,917	\$4,554	0.35	0.17		\$786	226	113
2033	77,646	641	\$0	\$0	0.33	0.16		\$0	215	105
2034	78,271	625	\$0	\$0	0.33	0.16		\$0	203	98
2035	78,881	610	\$0	\$0	0.32	0.15		\$0	193	91
2036	79,476	594	\$0	\$0	0.31	0.14		\$0	182	84
2037	80,055	579	\$1,934	\$988	0.30	0.14		\$134	172	78
2038	80,618	564	\$7,354	\$3,756	0.29	0.13		\$484	163	73
2039	81,167	548	\$21,391	\$10,925	0.28	0.12		\$1,341	154	67
2040	81,700	533	\$20,972	\$10,711	0.27	0.12		\$1,252	145	62
2041	82,217	518	\$0	\$0	0.26	0.11		\$0	137	58
2042	82,719	502	\$0	\$0	0.26	0.11		\$0	129	53
2043	83,206	487	\$0	\$0	0.25	0.10		\$0	121	49
2044	83,677	471	\$0	\$0	0.24	0.10		\$0	114	45
2045	84,133	456	\$0	\$0	0.23	0.09		\$0	107	42
2046	84,574	441	\$0	\$0	0.23	0.09		\$0	100	38
2047	84,999	425	\$0	\$0	0.22	0.08		\$0	94	35
2048	85,409	410	\$0	\$0	0.22	0.08		\$0	88	32
2049	85,803	394	\$0	\$0	0.21	0.08		\$0	82	30
2050	86,182	379	\$0	\$0	0.20	0.07		\$0	77	27
2051	86,546	364	\$0	\$0	0.20	0.07		\$0	72	25
2052	86,894	348	\$0	\$0	0.19	0.07		\$0	67	23
Totals		44379	\$724,546	\$370,046			\$142,907	\$76,410	25,048	18,883
				pre-1996			\$5,705 per ET			
				post-1996			\$4,046 per ET			
				Capital charge			\$9,752 per ET		2022\$	

Table 9: Reduction amount calculation (2022 \$)

<i>RCC LTFP - Bulk Water and Retail Water Operations (all RCC service areas)</i>				
Year	2022 Budget estimates			
Bulk supply income	\$22,542,100	User charges and fees		
OMA cost	\$19,693,800	Operating expense less depreciation and borrowing costs		
Net income p.a.	\$2,848,300			
Net income per ET	\$40.83			
Year	Total ET	New ET p.a.	Cumulative new ET p.a.	Net Income from new ETs (2022\$)
2022	69,753			
2023	70,547	795	795	32,443
2024	71,326	779	1,574	64,258
2025	72,090	764	2,337	95,445
2026	72,838	748	3,086	126,003
2027	73,571	733	3,819	155,933
2028	74,289	718	4,536	185,234
2029	74,991	702	5,238	213,907
2030	75,678	687	5,925	241,952
2031	76,349	671	6,597	269,368
2032	77,005	656	7,253	296,156
2033	77,646	641	7,893	322,316
2034	78,271	625	8,519	347,847
2035	78,881	610	9,128	372,750
2036	79,476	594	9,723	397,024
2037	80,055	579	10,302	420,670
2038	80,618	564	10,866	443,688
2039	81,167	548	11,414	466,077
2040	81,700	533	11,947	487,838
2041	82,217	518	12,464	508,970
2042	82,719	502	12,966	529,474
2043	83,206	487	13,453	549,350
2044	83,677	471	13,925	568,597
2045	84,133	456	14,380	587,216
2046	84,574	441	14,821	605,207
2047	84,999	425	15,246	622,569
2048	85,409	410	15,656	639,303
2049	85,803	394	16,050	655,408
2050	86,182	379	16,429	670,885
2051	86,546	364	16,793	685,734
2052	86,894	348	17,141	699,954
PV New ET @ 5%		10,100		
PV Net Income		\$5,259,650		
Reduction Amount		\$521	per ET	